


CONFIDENTIAL & PROPRIETARY

All data contained in this document is sole property of **DRY SYSTEMS TECHNOLOGIES** and is considered confidential and proprietary. This document may not be reproduced, released to third parties, or used for purposes other than for which it was furnished, without express written consent of **DRY SYSTEMS TECHNOLOGIES**.
This document re
TECHNOLOGIES




SECTION 2-01

| TOLERANCES | |
|---------------------|--|
| Linear unless noted | |
| Machined: ±0.005 | |
| Fabricated: ±0.02 | |
| Angular: ±1/2° | |
| Surface finish 125 | |

DRY SYSTEMS TECHNOLOGIES
10420 RISING COURT
WOODRIDGE, IL 60517
Phone: 630-427-2051 Fax: 630-427-1036
E-Mail: eng@drysystemstech.com

| DESCRIPTION | | NO RECD | |
|----------------------------------|-------------|----------------|--|
| 185 HP CUMMINS 8.3 REVERSE TURBO | | 1 | |
| SCALE | DATE | DRAWN BY | |
| Full | Aug 01 2018 | W Fox | |
| MATERIAL | | APPROVED BY | |
| DRAWING NO | | M500-211-32 #1 | |



185 HP Cummins 8.3 Reverse Turbo


| ITEM | PART NUMBER | QUAN. | DESCRIPTION | Notes |
|------|--------------|-------|---|-----------------------------------|
| | M500-211-32 | - | CUMMINS 8.3 ENGINE COMPLETE | M500-211-32 #1 |
| 1 | M250-108-01 | 1 | Cyl Head, Modified, Replacement Items included with replacement head | |
| | M250-506-01 | 1 | Gasket, Cylinder Head | |
| | M250-507-01 | 1 | Seal, Rocker Lever Cover | |
| | M250-524-01 | 1 | Bracket , Support, 8.3 Head Also Includes Gaskets, turbo gasket, intake gasket | |
| 2 | M250-215-18 | 1 | Manifold, Exhaust Water-Cooled | |
| 3 | M250-214-01 | 6 | Gasket Copper Exhaust Manifold | |
| 4 | M600-576-01 | 1 | Brass Barb Elbow 3/8 x 1/8NPT | |
| 5 | | | Consist of | |
| | M600-514-01 | 1 | Brass Nipple Full Thrd 3/4 NPT | |
| | M600-523-01 | 1 | Brass Cross 3/4 NPT | |
| | M600-543-01 | 1 | Brass Bushing 3/4 x 1/2 | |
| 6 | M507-560-01 | 12 | Screw , Hex Flange Head Cap | |
| 7 | M250-109-31 | 1 | Turbo Charger Assembly, 185 HP Replacement Includes Gasket, sealing washers, oil Return Hose | |
| 8 | M250-202-01 | 1 | Support, Turbo | |
| 9 | M250-553-01 | 1 | Hose Assy, Turbo Oil Return | |
| 10 | M250-211-01 | 1 | 8.3 Engine Lift Bracket | |
| 11 | M500-521-01 | 1 | Alternator, Explosion Proof, 12V, 25A | Ref Section 5-04 for installation |
| 12 | M250-282-21 | 1 | Flame Arrestor, Intake | |
| 13 | M250-271-02B | 1 | Flame, Arrestor Adapter Pipe | |
| 14 | M250-544-01 | 1 | Valve, Air Shutoff | Ref Section 2-06 for assembly |
| 15 | M250-272-01 | 1 | Intake adapter Pipe | |
| 16 | M504-517-01 | 1 | Thermostat, 160 F | |
| 17 | | | Consist of | |
| | M600-528-01 | 1 | Brass Tee 1/2NPT FXMXF | |
| | M600-534-01 | 1 | Brass 90 Deg Elbow 1/2NPT FXM | |
| | M600-573-01 | 1 | Brass Barb Male 3/4 x 1/2 NPT | |
| | M600-541-01 | 1 | Brass Bushing 1/2 x 3/8NPT | |
| | M600-578-01 | 1 | Brass Barb Elbow 3/8 x 3/8NPT | |
| 18 | M600-570-01 | 1 | Brass Barb Male 3/4 x 3/4 NPT | |
| 19 | M250-590-01 | 1 | Belt, Sepentine Cummins 8.3 | |
| 20 | M250-525-01 | 1 | V-Belt (Alternator) | |
| 21 | M250-578-01 | 1 | Element, Resister, Corrosion | |
| 22 | M510-542-04 | 1 | Hose, Plain | |
| 23 | M510-542-03 | 1 | Hose, Elbow | |
| 24 | M510-542-02 | 1 | Tube, Turbo Coolant Supply | |
| 25 | M250-510-01 | 1 | Starter, Air | |
| 26 | M507-682-01 | 1 | Muffler, Air Starter | |

CONFIDENTIAL & PROPRIETARY

All data contained in this document is sole property of **DRY SYSTEMS TECHNOLOGIES** and is considered confidential and proprietary.

This document may not be reproduced, released to third parties, or used for purposes other than for which it was furnished, without express written consent of **DRY SYSTEMS TECHNOLOGIES**.

This document remains property of **DRY SYSTEM TECHNOLOGIES** and must be returned upon request.



SECTION 2-01

TOLERANCES


Linear unless noted
 Machined: ±0.005
 Fabricated: ±0.02
 Angular: ±1/2°
 Surface finish 125

| REV | DATE | NAME | DESCRIPTION |
|-----|------|------|-------------|
| | | | |
| | | | |
| | | | |
| | | | |
| | | | |
| | | | |
| | | | |
| | | | |
| | | | |
| | | | |

DRY SYSTEMS TECHNOLOGIES

10420 RISING COURT
 WOODRIDGE, IL 60517
 Phone: 630-427-2051 Fax: 630-427-1036
 E-Mail: eng@drysystemstech.com

| DESCRIPTION | | NO RECD | |
|----------------------------------|-------------|----------------|--|
| 185 HP CUMMINS 8.3 REVERSE TURBO | | 1 | |
| SCALE | DATE | DRAWN BY | |
| Full | Aug 02 2018 | W Fox | |
| MATERIAL | | APPROVED BY | |
| DRAWING NO | | M500-211-32 #2 | |



185 HP Cummins 8.3 Reverse Turbo


| ITEM | PART NUMBER | QUAN. | DESCRIPTION | Notes |
|------|--------------|-------|--|--------------------------------|
| | M500-211-32 | - | CUMMINS 8.3 ENGINE COMPLETE | M500-211-32 #2 |
| 1 | M250-109-31 | 1 | Turbo Charger Assembly, 185 HP Replacement Includes Gasket, sealing washer, oil return hose | |
| 2 | M250-218-01 | 1 | Gasket, Turbo Charger | |
| | M250-231-01 | 1 | Heat Shield - Turbo | Not Shown |
| 3 | M250-229-31 | 1 | Turbo Outlet Adapter | |
| | M250-233-31 | 1 | Gasket, Turbo Outlet Adapter | Not Shown |
| 4 | M250-565-01 | 4 | Cap Screw, Socket Head, 8MM x 16MM | |
| 5 | M150-528-01 | 4 | Lock Washer, Hi-Collar, M8 | |
| 6 | M250-291-01 | 1 | Gasket Intake Manifold | |
| 7 | M250-271-01 | 1 | Flame, Arrestor Adapter Pipe | |
| 8 | M250-544-01 | 1 | Valve, Air Shutoff | |
| 9 | M250-272-02B | 1 | Intake adapter Pipe | |
| 10 | M250-201-01 | 1 | Support Intake Flame arrestor | |
| 11 | M600-124-01 | 4 | Cap Screw, Hex Head 3/8-16 x 1 1/4 GR 8 | |
| 12 | M600-123-01 | 4 | Lock Washer, 3/8 | |
| 13 | M250-206-04 | 1 | Air Compressor Inlet Tube | |
| 14 | | 1 | Fuel Shut Off assembly | See 2-05 Shut Off Assy Drawing |
| 15 | M250-577-01 | 1 | Strainer, Fuel | |
| 16 | | | Consist of | |
| | M250-570-01 | 1 | Adapter Male Pipe SAE/NPT | |
| | M503-519-01 | 1 | Adapter, Straight Thread Elbow | |
| | M600-534-01 | 1 | Brass 90 Deg Elbow 1/2NPT FXM | |
| 17 | M503-519-01 | 1 | Adapter, Straight Thread Elbow (Remote Oil Drain) | Not Shown |
| 18 | M40-596-01 | 1 | Flame Proof Port | |
| 19 | M250-532-01 | 1 | Extended Dipstick, Cummins | |
| 20 | M368-501-01 | 1 | Pump (Fan Drive) | |
| 21 | M250-575-01 | 1 | Filter, Fuel, Primary | |
| 22 | M250-576-01 | 1 | Filter, Fuel, Secondary | |
| 23 | M383-511-01 | 1 | Throttle Lever | |
| | M250-501-03 | 1 | Throttle Cable Rod End | Not Shown |

CONFIDENTIAL & PROPRIETARY

All data contained in this document is sole property of **DRY SYSTEMS TECHNOLOGIES** and is considered confidential and proprietary.

This document may not be reproduced, released to third parties, or used for purposes other than for which it was furnished, without express written consent of **DRY SYSTEMS TECHNOLOGIES**.

This document remains property of **DRY SYSTEMS TECHNOLOGIES** and must be returned upon request.

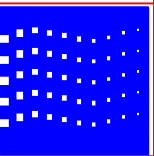


SECTION 2-01

| TOLERANCES | |
|---------------------|--|
| Linear unless noted | |
| Machined: ±0.005 | |
| Fabricated: ±0.02 | |
| Angular: ±1/2° | |
| Surface finish 125 | |

DRY SYSTEMS TECHNOLOGIES
 10420 RISING COURT
 WOODRIDGE, IL 60517
 Phone: 630-427-2051 Fax: 630-427-1036
 E-Mail: eng@drysystemstech.com

| DESCRIPTION | | NO RECD | |
|----------------------------------|-------------|----------------|--|
| 185 HP CUMMINS 8.3 REVERSE TURBO | | 1 | |
| SCALE | DATE | DRAWN BY | |
| Full | Aug 02 2018 | W Fox | |
| MATERIAL | | APPROVED BY | |
| DRAWING NO | | M500-211-32 #3 | |



185 HP Cummins 8.3 Reverse Turbo

| ITEM | PART NUMBER | QUAN. | DESCRIPTION | Notes |
|------|-------------|-------|--|----------------|
| | M500-211-32 | - | CUMMINS 8.3 ENGINE COMPLETE | M500-211-32 #3 |
| 1 | M250-273-01 | 1 | Gasket Copper, Air Intake | |
| 2 | M601-104-01 | 4 | Studs, Air Intake | |
| 3 | M150-530-01 | 4 | Lock Washer, M8 | |
| 4 | M250-564-01 | 4 | Nut, M8 | |
| 5 | M507-592-03 | 1 | Tube, Fuel Drain | |
| 6 | M250-520-01 | 1 | Bracket, Fuel Lines | |
| | M250-107-03 | 2 | Cap Screw, Hex M10-1.5 x 30MM | |
| | M150-535-01 | 2 | Lock Washer M10 | |
| | M250-532-04 | 1 | Screw , Hex Flange Head | |
| 7 | M329-502-01 | 1 | Mount, Engine Tag | |
| | M601-101-01 | 2 | Flat Head Socket Cap Screw, M10X 1.25 x 25MM | |
| 8 | M383-510-01 | 1 | Throttle Cable Holder, Bracket | |