


CONFIDENTIAL & PROPRIETARY

All data contained in this document is sole property of **DRY SYSTEMS TECHNOLOGIES** and is considered confidential and proprietary. This document may not be reproduced, released to third parties, or used for purposes other than for which it was furnished, without express written approval of **DRY SYSTEMS TECHNOLOGIES**. This document remains property of **DRY SYSTEMS TECHNOLOGIES** and must be returned to the originator.




SECTION 2-01 #1

TOLERANCES	
Linear unless noted	
Machined: ± 0.005	
Fabricated: ± 0.02	
Angular: $\pm 1/2^\circ$	
Surface finish 125	

DRY SYSTEMS TECHNOLOGIES
 10420 RISING COURT
 WOODRIDGE, IL 60517
 Phone: 630-427-2051 Fax: 630-427-1036
 E-Mail: eng@drysystemstech.com

DESCRIPTION		NO RECD
230 HP CUMMINS 8.3		
SCALE	DATE	DRAWN BY
Full	Sept 13 2018	W Fox
MATERIAL		APPROVED BY
DRAWING NO		
M500-261-11 #1		




230 HP Cummins 8.3

ITEM	PART NUMBER	QUAN.	DESCRIPTION	Notes
	M500-261-11	-	CUMMINS 8.3 ENGINE COMPLETE	M500-261-11 #1
1	M329-106-01	1	Cyl Head, Modified, Replacement Items included with replacement head	
	M250-506-01	1	Gasket, Cylinder Head	
	M250-507-01	1	Seal, Rocker Lever Cover	
	M250-524-01	1	Bracket , Support, 8.3 Head Also Includes Items 3, 11, 12 and 23	
2	M250-215-18	1	Manifold, Exhaust Water-Cooled	
3	M250-214-01	6	Gasket Copper Exhaust Manifold	
4	M600-576-01	1	Brass Barb Elbow 3/8 x 1/8NPT	
5			Consist of	
	M600-514-01	1	Brass Nipple Full Thrd 3/4 NPT	
	M600-523-01	1	Brass Cross 3/4 NPT	
	M600-543-01	1	Brass Bushing 3/4 x 1/2	
6	M507-560-01	12	Screw , Hex Flange Head Cap	
7	M90-371-14	4	Stud, exhaust maifold	
8	M600-123-01	4	Lock Washer, 3/8	
9	M600-109-01	4	Nut, 3/8-16	
10	M329-101-31	1	Turbo Charger Assembly, 230 HP Replacement Includes No. 11, 12 & 19	
11	M250-218-01	1	Gasket, Turbo Charger	
	M329-201-01	1	Heat Shield - Turbo	Not Shown
12	M250-298-01	2	Washer Sealing	
13	M329-203-01	1	Elbow, Water Cooled	
14	M600-125-01	6	Hex Head Cap Screw 5/16 - 18 x 1	
15	M600-126-01	6	Lock Washer 5/16	
16	M329-204-01	1	Turbo Outlet Adapter	
	M329-209-01	1	Gasket, Turbo Outlet Adapter	Not Shown
17	M250-565-01	4	Cap Screw, Socket Head, 8MM x 16MM	
18	M150-528-01	4	Lock Washer, Hi-Collar, M8	
19	M250-553-01	1	Hose Assy, Turbo Oil Return	
20	M250-211-01	1	8.3 Engine Lift Bracket	
21	M500-521-01	1	Alternator, Explosion Proof, 12V, 25A	Ref Section 5-03 for installation
22	M250-291-01	1	Gasket Intake Manifold	
23	M250-282-21	1	Flame Arrestor, Intake	
24	M250-271-02	1	Flame, Arrestor Adapter Pipe	
25	M250-544-01	1	Valve, Air Shutoff	Ref Section 2-07 for assembly
26	M250-272-01	1	Intake adapter Pipe	
27	M504-517-01	1	Thermostat, 160 F	
28	M250-590-01	1	Belt, Sepentine Cummins 8.3	
29	M250-525-01	1	V-Belt (Alternator)	
30	M250-578-01	1	Element, Resister, Corrosion	
31	M510-542-04	1	Hose, Plain	
32	M510-542-03	1	Hose, Elbow	
33	M510-542-02	1	Tube, Turbo Coolant Supply	

CONFIDENTIAL & PROPRIETARY


All data contained in this document is sole property of **DRY SYSTEMS TECHNOLOGIES** and is considered confidential and proprietary. This document may not be reproduced, released to third parties, or used for purposes other than for which it was furnished, without express written consent of **DRY SYSTEMS TECHNOLOGIES**. This document remains property of **DRY SYSTEMS TECHNOLOGIES** and must be returned upon request.



TOLERANCES			
Linear unless noted			
Machined: ±0.005			
Fabricated: ±0.02			
Angular: ±1/2°			
Surface finish 125			
REV	DATE	NAME	DESCRIPTION

DRY SYSTEMS TECHNOLOGIES
 10420 RISING COURT
 WOODRIDGE, IL 60517
 Phone: 630-427-2051 Fax: 630-427-1036
 E-Mail: eng@drysystemstech.com

DESCRIPTION		NO RECD	
230 HP CUMMINS 8.3			
SCALE	DATE	DRAWN BY	
Full	Sept 13 2018	W Fox	
MATERIAL		APPROVED BY	
DRAWING NO		M500-261-11 #2	



230 HP Cummins 8.3


ITEM	PART NUMBER	QUAN.	DESCRIPTION	Notes
	M500-261-11	-	CUMMINS 8.3 ENGINE COMPLETE	M500-261-11 #2
1	M250-282-21	1	Flame Arrestor, Intake	
2	M250-273-01	1	Gasket Copper, Air Intake	
3	M601-104-01	4	Studs, Air Intake	
4	M150-530-01	4	Lock Washer, M8	
5	M250-564-01	4	Nut, M8	
6	M600-737-01	2	Hose Clamp 5 5/8 - 8 1/2	
7	M250-271-02	1	Flame, Arrestor Adapter Pipe	
8	M600-124-01	4	Cap Screw, Hex Head 3/8-16 X 1 1/4 GR 8	
9	M600-123-01	4	Lock Washer 3/8	
10	M250-544-01	1	Valve, Air Shutoff	Ref Section 2-07
11	M600-174-01	4	Cap Screw, Hex Head SS	
12	M600-155-01	4	Nut, Nylock, SS	
13	M600-842-01	1	Male Connector	
14	M250-272-01	1	Intake adapter Pipe	
15	M250-206-02	1	Air Compressor Inlet Tube	
16	M600-573-01	1	Brass Barb Male 3/4 x 1/2 NPT	
17	M507-592-03	1	Tube, Fuel Drain	
18	M250-520-01	1	Bracket, Fuel Lines	
19	M250-107-03	2	Cap Screw, Hex M10-1.5 x 30MM	
20	M150-535-01	2	Lock Washer M10	
21	M250-532-04	1	Screw , Hex Flange Head	
22	M329-502-01	1	Mount, Engine Tag	
	M601-101-01	2	Flat Head Socket Cap Screw, M10X 1.25 x 25MM	
23	M40-596-01	1	Flame Proof Port	
24	M600-532-01	1	Brass 90 Deg Elbow 1/8NPT FXM	

CONFIDENTIAL & PROPRIETARY

All data contained in this document is sole property of **DRY SYSTEMS TECHNOLOGIES** and is considered confidential and proprietary.

This document may not be reproduced, released to third parties, or used for purposes other than for which it was furnished, without express written consent of **DRY SYSTEMS TECHNOLOGIES**.

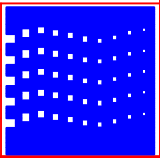
This document remains property of **DRY SYSTEMS TECHNOLOGIES** and must be returned upon request.



TOLERANCES			
Linear unless noted			
Machined: ±0.005			
Fabricated: ±0.02			
Angular: ±1/2°			
Surface finish 125			
REV	DATE	NAME	DESCRIPTION

DRY SYSTEMS TECHNOLOGIES
 10420 RISING COURT
 WOODRIDGE, IL 60517
 Phone: 630-427-2051 Fax: 630-427-1036
 E-Mail: eng@drysystemstech.com

DESCRIPTION		230 HP CUMMINS 8.3		NO RECD
SCALE	DATE	DRAWN BY		
Full	Sept 17 2018	W Fox		
MATERIAL		APPROVED BY		
DRAWING NO		M500-261-11 #3		



230 HP Cummins 8.3

ITEM	PART NUMBER	QUAN.	DESCRIPTION	Notes
	M500-261-11	-	CUMMINS 8.3 ENGINE COMPLETE	M500-261-11 #3
1	M250-291-01	1	Gasket , Intake Manifold	
2	M250-235-01	1	Support Intake Flame Arrestor	
3	M600-124-01	4	Cap Screw, Hex Head 3/8-16 X 1 1/4 GR 8	
4	M600-123-01	4	Lock Washer 3/8	
5	M250-206-02	1	Air Compressor Inlet Tube	
6	M250-519-01	1	Bracket, Mounting	
7	M250-514-01	1	Cap Screw, Hex Head Flange, M8 x 1.25 x 20MM	
8	M250-517-01	1	Cap Screw, Hex Head Flange, M10 x 1.5 x 20MM	
9	M250-502-01	1	Cylinder, Shutdown	Ref Section 2-08
	M600-127-01	1	Nut, Jam, 1/4-28	Not Shown
	M250-501-01	1	Rod End, Ball Joint, 1/4-28, SS	Not Shown
	M250-515-01	1	Nut, Lock	Not Shown
	M250-516-01	1	Washer, Plain	Not Shown
9A	M515-500-24	4	Machine Screw, 8-32 x 0.75	
9B	M515-560-11	4	Nylock Nut, 8-32	
10	M600-821-01	1	Breather 1/8 NPT	
11	M600-598-01	1	Adapter, Male Elbow 1/8NPT / -4JIC	
12	M383-510-01	1	Throttle Cable Bracket	Ref Section 2-02
	M509-538-01	2	Cap Screw, Hex Head M6 x 1.0 x 15MM	
13	M250-577-01	1	Strainer, Fuel	
14			Consist of	
	M250-570-01	1	Adapter Male Pipe SAE/NPT	
	M503-519-01	1	Adapter, Straight Thread Elbow	
	M600-534-01	1	Brass 90 Deg Elbow 1/2NPT FXM	
15	M600-737-01	2	Hose Clamp , 5 5/8 x 8 1/2	