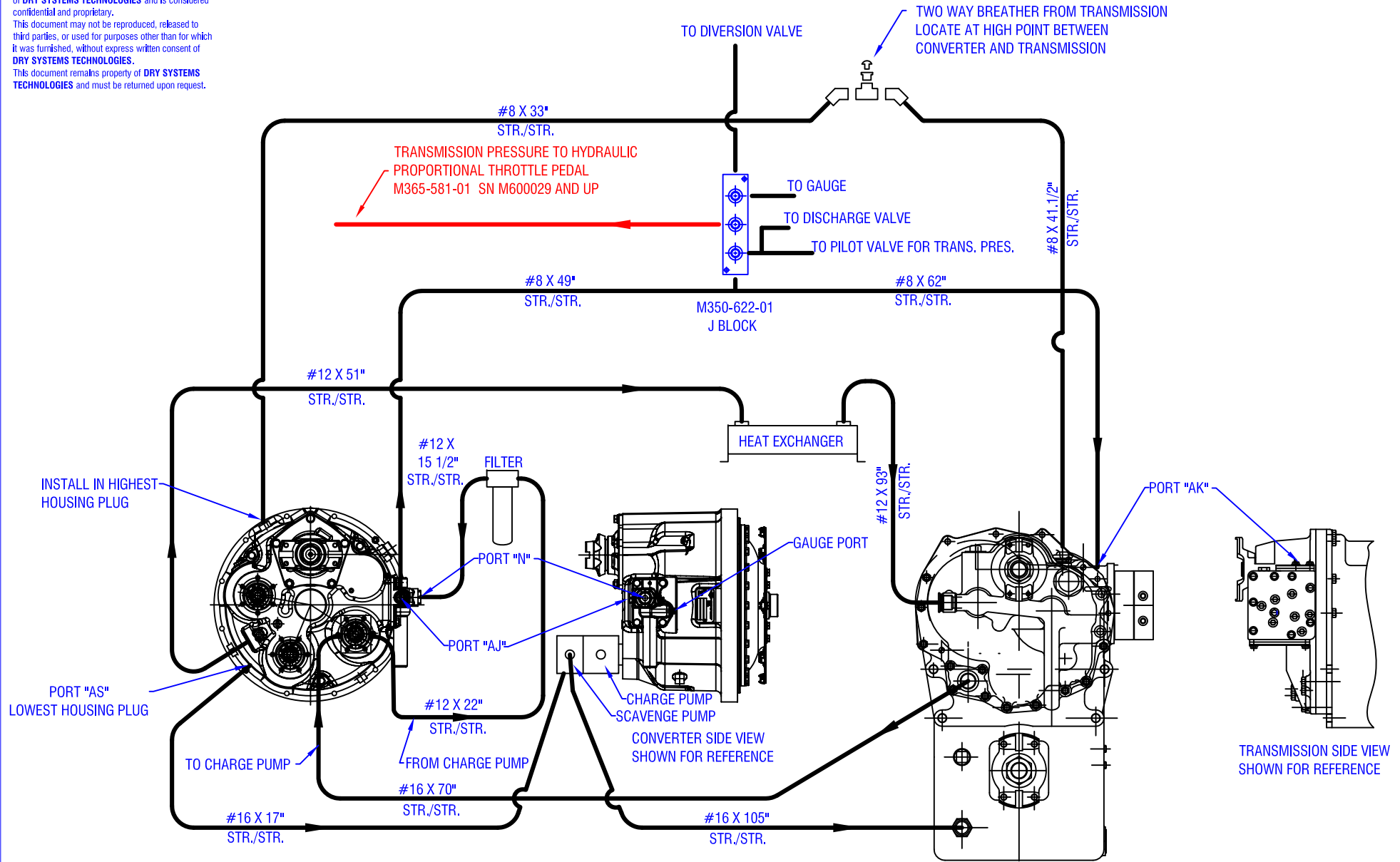


CONFIDENTIAL & PROPRIETARY

All data contained in this document is sole property of **DRY SYSTEMS TECHNOLOGIES** and is considered confidential and proprietary. This document may not be reproduced, released to third parties, or used for purposes other than for which it was furnished, without express written consent of **DRY SYSTEMS TECHNOLOGIES**. This document remains property of **DRY SYSTEMS TECHNOLOGIES** and must be returned upon request.



TOLERANCES

Linear unless noted
 Machined: ±0.005
 Fabricated: ±0.02
 Angular: ±1/2°
 Surface finish 125

02	010	JM	REVISED HOSE LENGTHS
01	010	WT	ADD HYD PEDAL LINE FROM J-BLOCK
000	000	0000	0000000000

DRY SYSTEMS TECHNOLOGIES
 1430 US. HWY 45 NORTH
 VIENNA, IL. 62995
 Phone: 618 656-3000 FAX: 618-656-3002

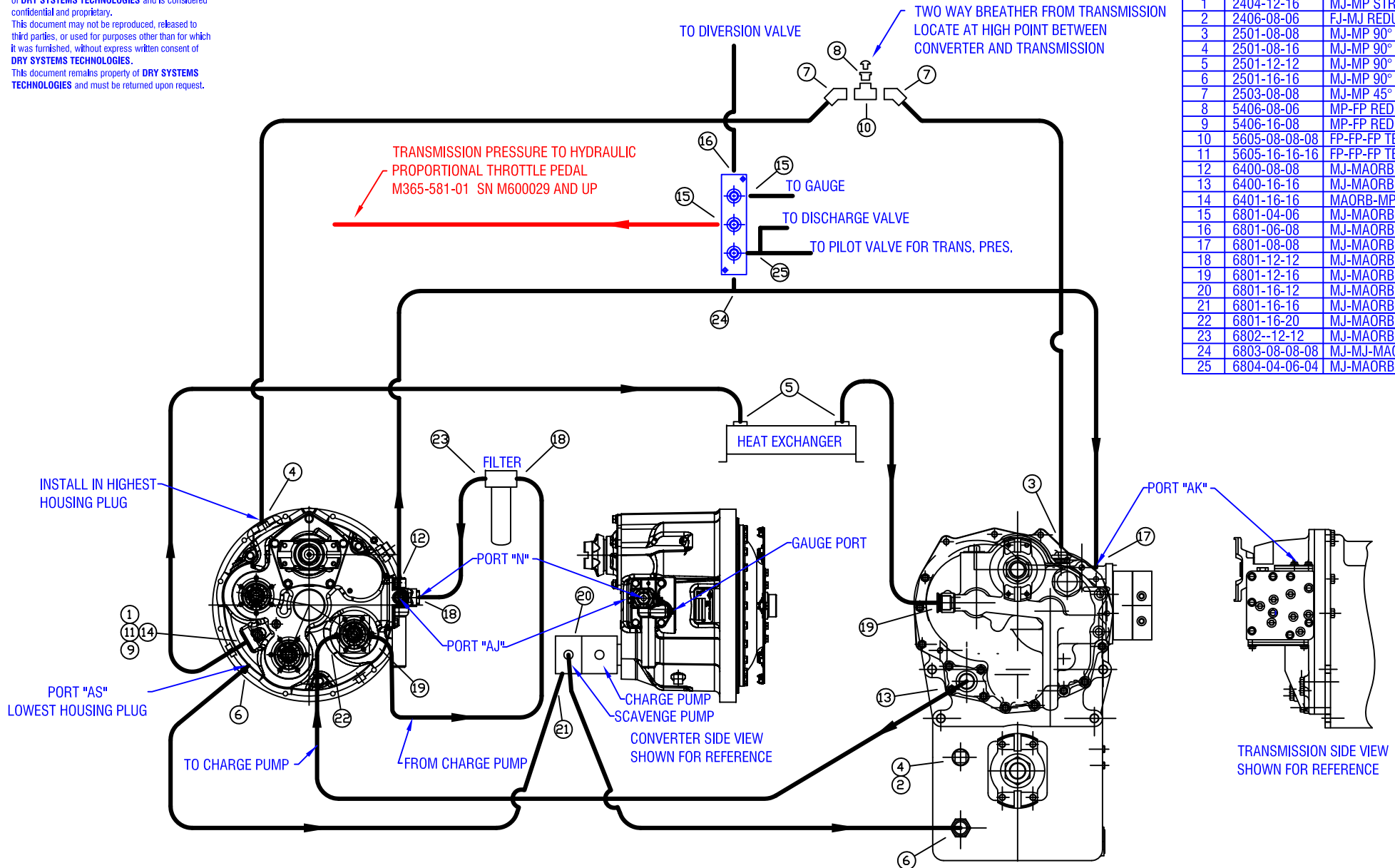
DESCRIPTION		DST 35S	
TRANS / CONV DIAGRAM			
SICRE	DATE	DESIGNED BY	APPROVED BY
NONE	FEB 2014	DRH	
MATERIAL		DRAWING NO	
		M350-010-01	

CONFIDENTIAL & PROPRIETARY

All data contained in this document is sole property of DRY SYSTEMS TECHNOLOGIES and is considered confidential and proprietary.

This document may not be reproduced, released to third parties, or used for purposes other than for which it was furnished, without express written consent of DRY SYSTEMS TECHNOLOGIES.

This document remains property of DRY SYSTEMS TECHNOLOGIES and must be returned upon request.



	FITTING #	FITTING DESCRIPTION
1	2404-12-16	MJ-MP STR.
2	2406-08-06	FJ-MJ REDUCER
3	2501-08-08	MJ-MP 90°
4	2501-08-16	MJ-MP 90°
5	2501-12-12	MJ-MP 90°
6	2501-16-16	MJ-MP 90°
7	2503-08-08	MJ-MP 45°
8	5406-08-06	MP-FP REDUCER
9	5406-16-08	MP-FP REDUCER
10	5605-08-08-08	FP-FP-FP TEE
11	5605-16-16-16	FP-FP-FP TEE
12	6400-08-08	MJ-MAORB STR.
13	6400-16-16	MJ-MAORB STR.
14	6401-16-16	MAORB-MP STR.
15	6801-04-06	MJ-MAORB 90°
16	6801-06-08	MJ-MAORB 90°
17	6801-08-08	MJ-MAORB 90°
18	6801-12-12	MJ-MAORB 90°
19	6801-12-16	MJ-MAORB 90°
20	6801-16-12	MJ-MAORB 90°
21	6801-16-16	MJ-MAORB 90°
22	6801-16-20	MJ-MAORB 90°
23	6802--12-12	MJ-MAORB 45°
24	6803-08-08-08	MJ-MJ-MAORB TEE
25	6804-04-06-04	MJ-MAORB-MJ TEE

TOLERANCES		DRY SYSTEMS TECHNOLOGIES 1430 US. HWY 45 NORTH VIENNA, IL. 62995 Phone: 618 658-3000 FAX: 618-658-3002	DESCRIPTION: DST 35S	
Linear unless noted			TRANS / CONV DIAGRAM	
Machined: ±0.005			SCALE: NONE	DATE: 8-8-19
Fabricated: ±0.02			APPROVED BY: JLW	
Angular: ±1/2°			MATERIAL:	
Surface finish 125		DRAWING NO: VALVE FITTINGS		

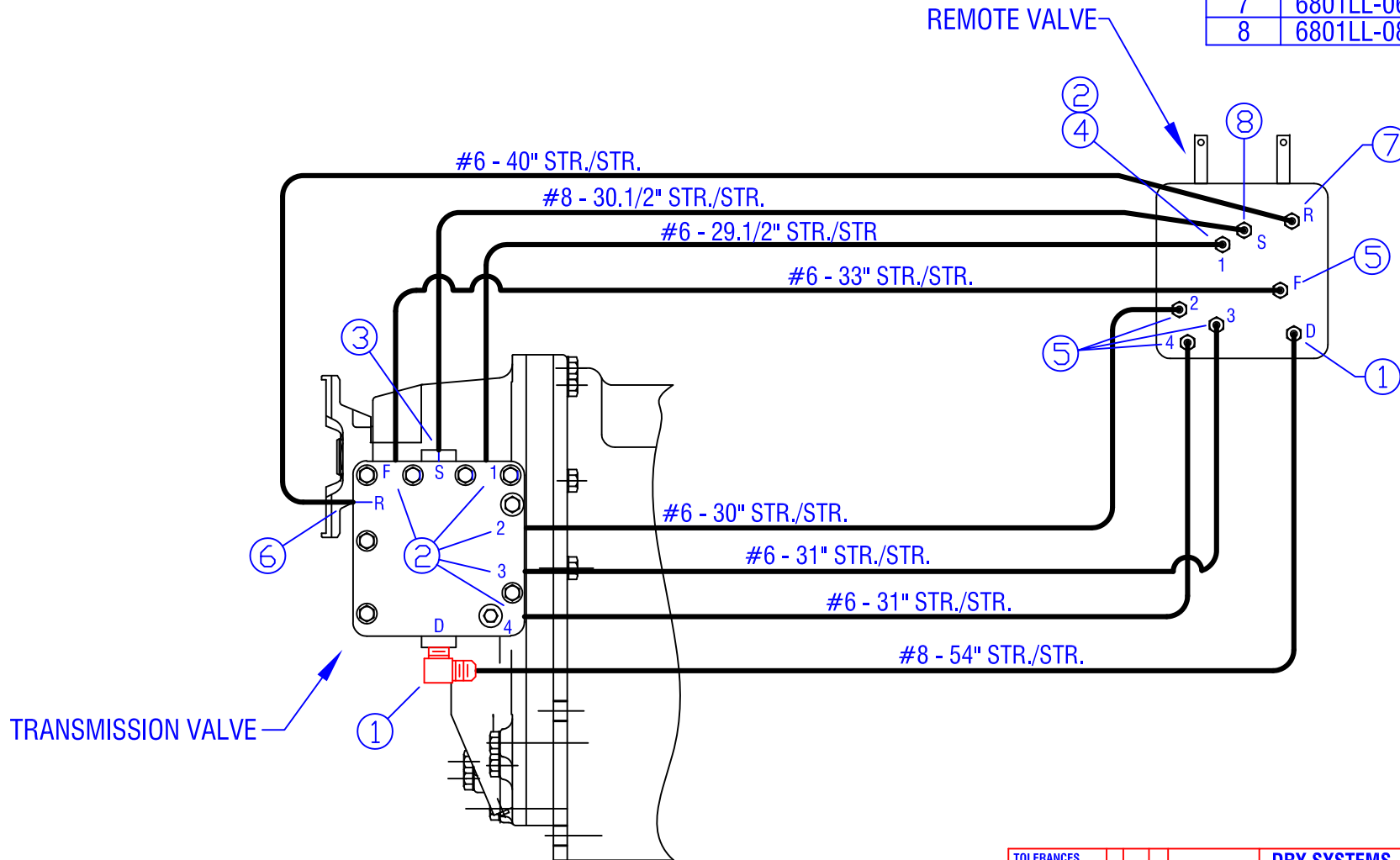
CONFIDENTIAL & PROPRIETARY

All data contained in this document is sole property of DRY SYSTEMS TECHNOLOGIES and is considered confidential and proprietary.

This document may not be reproduced, released to third parties, or used for purposes other than for which it was furnished, without express written consent of DRY SYSTEMS TECHNOLOGIES.

This document remains property of DRY SYSTEMS TECHNOLOGIES and must be returned upon request.

	FITTING #	FITTING DESCRIPTION
1	2501-08-08	MJ-MP 90°
2	6400-06-06	MJ-MAORB STR.
3	6400-08-08	MJ-MAORB STR.
4	6500-06-06	MJ-FJS 90°
5	6801-06-06	MJ-MAORB 90°
6	6801-08-08	MJ-MAORB 90°
7	6801LL-06-06	MJ-MAORB 90° XL
8	6801LL-08-08	MJ-MAORB 90° XL



TRANSMISSION VALVE

REMOTE VALVE

TOLERANCES		DRY SYSTEMS TECHNOLOGIES		DESCRIPTION: DST 35S	
Linear unless noted		1430 US. HWY 45 NORTH		TRANS / REMOTE HOISING	
Machined: ±0.005		VIENNA, IL. 62995		SCALE: NONE	DATE: FEB 2014
Fabricated: ±0.02		Phone: 618 658-3000 FAX: 618-658-3002		APPROVED BY: DHR	
Angular: ±1/2°				DRAWING NO: M350-010-01	
Surface finish 125					