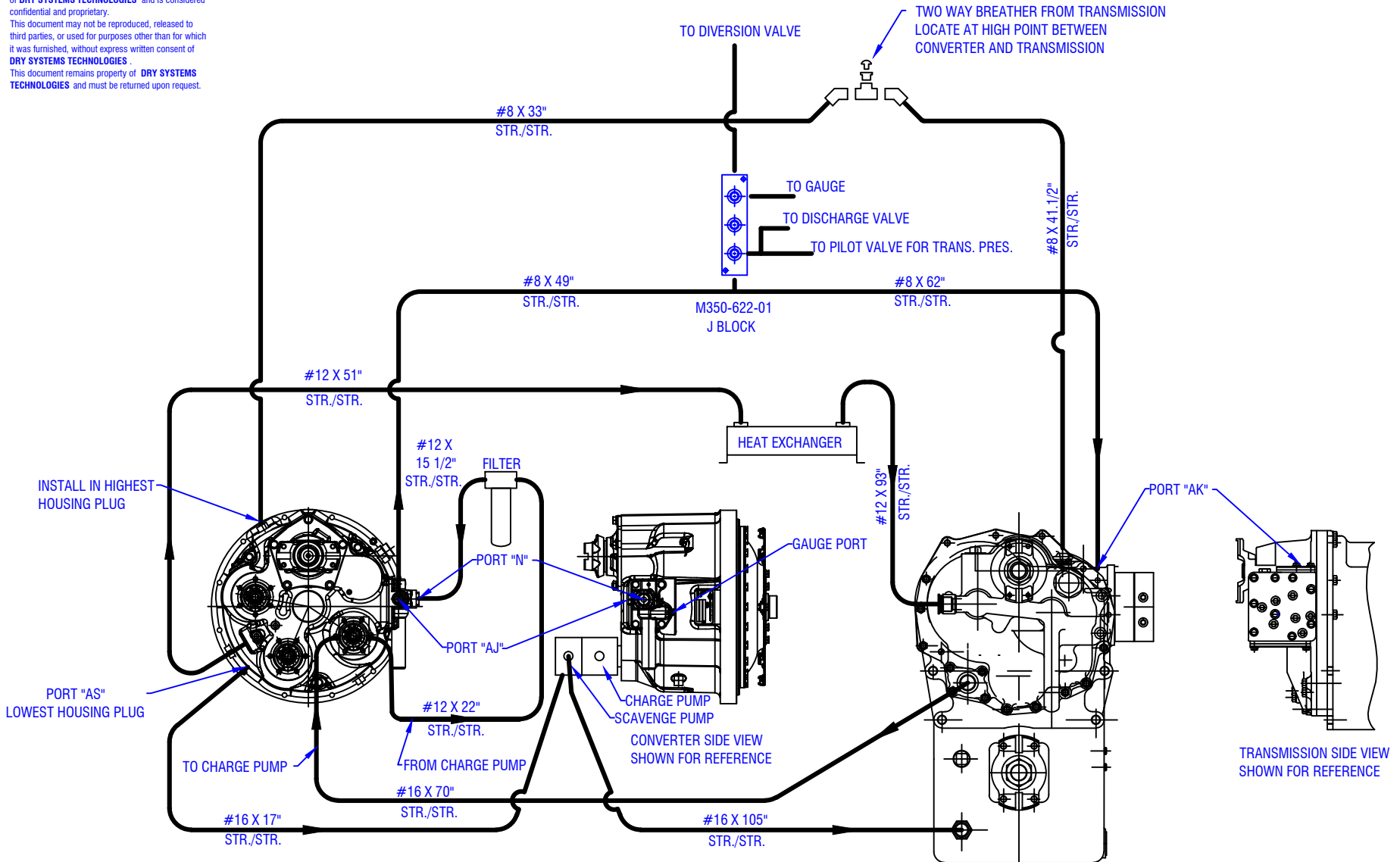


CONFIDENTIAL & PROPRIETARY

All data contained in this document is sole property of **DRY SYSTEMS TECHNOLOGIES** and is considered confidential and proprietary.

This document may not be reproduced, released to third parties, or used for purposes other than for which it was furnished, without express written consent of **DRY SYSTEMS TECHNOLOGIES**.

This document remains property of **DRY SYSTEMS TECHNOLOGIES** and must be returned upon request.



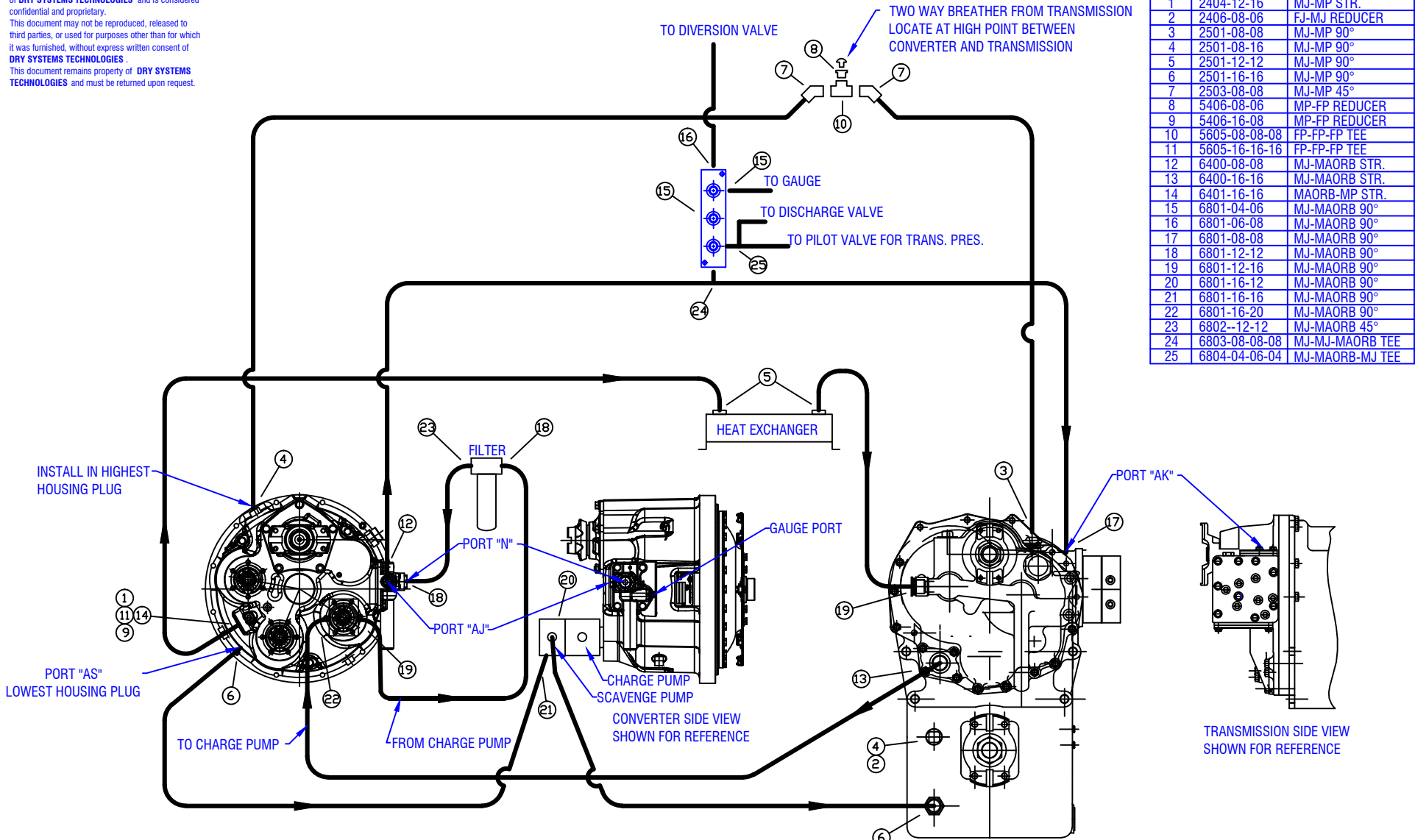
TOLERANCES		DRY SYSTEMS TECHNOLOGIES		DESCRIPTION DST 35S TRANS / CONV DIAGRAM	
Linear unless noted		1430 US. HWY 45 NORTH		SCALE NONE	DATE FEB 2014
Machined: ±0.005		VIENNA, IL. 62995		APPROVED BY DHR	
Fabricated: ±0.02		Phone: 618 658-3000 FAX: 618-658-3002		DRAWING NO M350-010-01	
Angular: ±1/2°					
Surface finish 125					

CONFIDENTIAL & PROPRIETARY

All data contained in this document is sole property of **DRY SYSTEMS TECHNOLOGIES** and is considered confidential and proprietary.

This document may not be reproduced, released to third parties, or used for purposes other than for which it was furnished, without express written consent of **DRY SYSTEMS TECHNOLOGIES**.

This document remains property of **DRY SYSTEMS TECHNOLOGIES** and must be returned upon request.



	FITTING #	FITTING DESCRIPTION
1	2404-12-16	MJ-MP STR.
2	2406-08-06	FJ-MJ REDUCER
3	2501-08-08	MJ-MP 90°
4	2501-08-16	MJ-MP 90°
5	2501-12-12	MJ-MP 90°
6	2501-16-16	MJ-MP 90°
7	2503-08-08	MJ-MP 45°
8	5406-08-06	MP-FP REDUCER
9	5406-16-08	MP-FP REDUCER
10	5605-08-08-08	FP-FP-FP TEE
11	5605-16-16-16	FP-FP-FP TEE
12	6400-08-08	MJ-MAORB STR.
13	6400-16-16	MJ-MAORB STR.
14	6401-16-16	MAORB-MP STR.
15	6801-04-06	MJ-MAORB 90°
16	6801-06-08	MJ-MAORB 90°
17	6801-08-08	MJ-MAORB 90°
18	6801-12-12	MJ-MAORB 90°
19	6801-12-16	MJ-MAORB 90°
20	6801-16-12	MJ-MAORB 90°
21	6801-16-16	MJ-MAORB 90°
22	6801-16-20	MJ-MAORB 90°
23	6802-12-12	MJ-MAORB 45°
24	6803-08-08-08	MJ-MJ-MAORB TEE
25	6804-04-06-04	MJ-MAORB-MJ TEE

TOLERANCES		DRY SYSTEMS TECHNOLOGIES		DESCRIPTION: DST 35S TRANS / CONV DIAGRAM	
Linear unless noted		1430 US. HWY 45 NORTH		SCALE: NONE	DATE: 8-6-19
Machined: ±0.005		VIENNA, IL. 62995		APPROVED BY: JLW	
Fabricated: ±0.02		Phone: 618-658-3000 FAX: 618-658-3002		DRAWING NO: VALVE FITTINGS	
Angular: ±1/2°					
Surface finish 125					

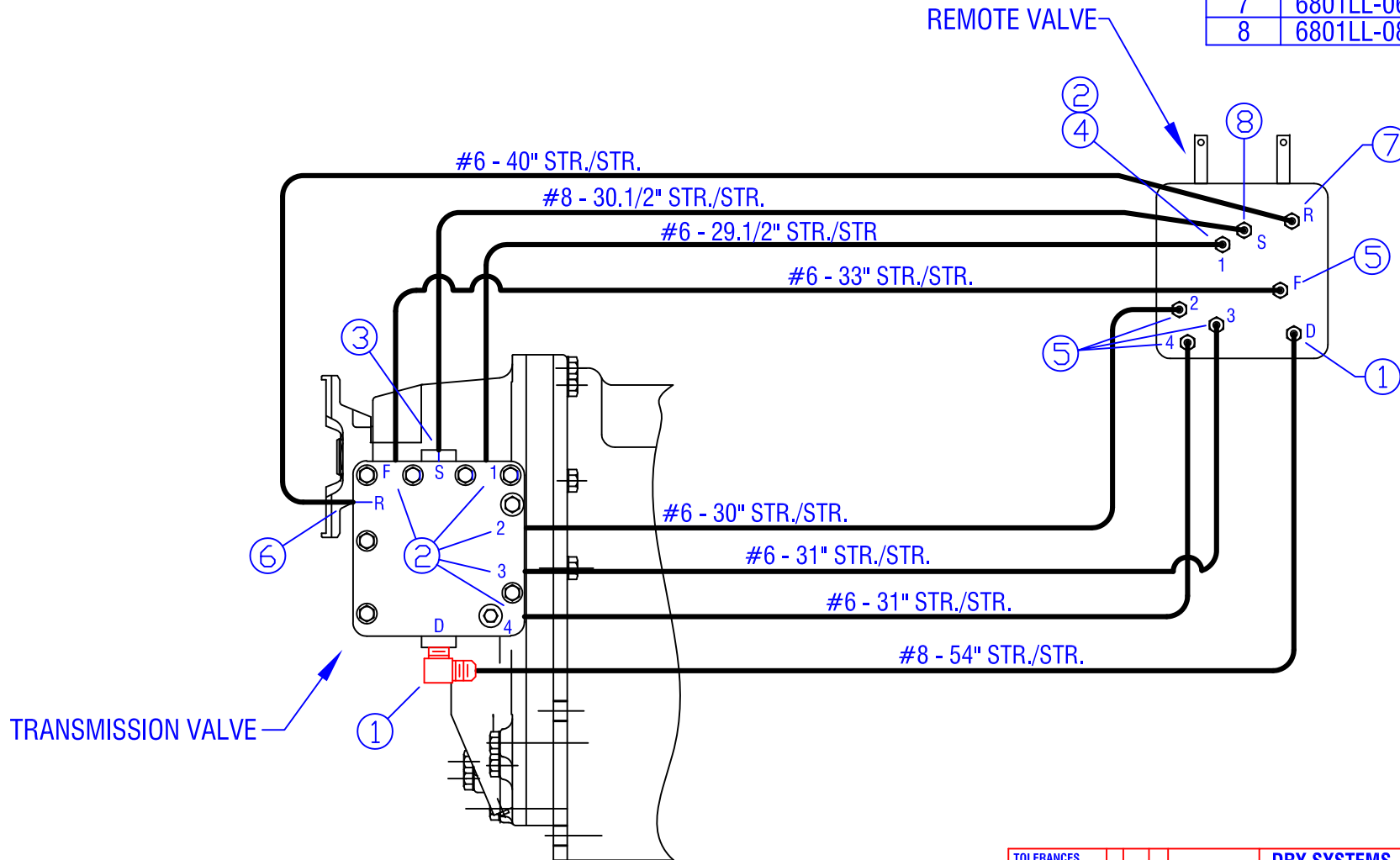
CONFIDENTIAL & PROPRIETARY

All data contained in this document is sole property of DRY SYSTEMS TECHNOLOGIES and is considered confidential and proprietary.

This document may not be reproduced, released to third parties, or used for purposes other than for which it was furnished, without express written consent of DRY SYSTEMS TECHNOLOGIES.

This document remains property of DRY SYSTEMS TECHNOLOGIES and must be returned upon request.

	FITTING #	FITTING DESCRIPTION
1	2501-08-08	MJ-MP 90°
2	6400-06-06	MJ-MAORB STR.
3	6400-08-08	MJ-MAORB STR.
4	6500-06-06	MJ-FJS 90°
5	6801-06-06	MJ-MAORB 90°
6	6801-08-08	MJ-MAORB 90°
7	6801LL-06-06	MJ-MAORB 90° XL
8	6801LL-08-08	MJ-MAORB 90° XL



TOLERANCES		DRY SYSTEMS TECHNOLOGIES		DESCRIPTION: DST 35S	
Linear unless noted		1430 US. HWY 45 NORTH		TRANS / REMOTE HOISING	
Machined: ±0.005		VIENNA, IL. 62995		SCALE: NONE	DATE: FEB 2014
Fabricated: ±0.02		Phone: 618 658-3000 FAX: 618-658-3002		MATERIAL:	DESIGNED BY: DHR
Angular: ±1/2°				APPROVED BY:	
Surface finish 125				DRAWING NO:	M350-010-01