


**CONFIDENTIAL & PROPRIETARY**

All data contained in this document is sole property of DRY SYSTEMS TECHNOLOGIES and is considered confidential and proprietary.

This document may not be reproduced, released to third parties, or used for purposes other than for which it was furnished, without express written consent of DRY SYSTEMS TECHNOLOGIES.

This document remains property of DRY SYSTEMS TECHNOLOGIES and must be returned upon request.



**TOLERANCES**

Linear unless noted  
 Machined:  $\pm 0.005$   
 Fabricated:  $\pm 0.02$   
 Angular:  $\pm 1/2^\circ$   
 Surface finish 125

REV	DATE	NAME	DESCRIPTION


**DRY SYSTEMS TECHNOLOGIES**

10420 RISING COURT  
 WOODRIDGE, IL 60517  
 Phone: 630-427-2051 Fax: 630-427-1036  
 E-Mail: [and@dryssystemstech.com](mailto:and@dryssystemstech.com)

DESCRIPTION: MAIN VALVE BANK PIPING  
 NO RECD: 1

SCALE: None DATE: June 23, 2015 DRAWN BY: W Fox  
 MATERIAL: APPROVED BY:

DRAWING NO: **M350-510-01**




**CONFIDENTIAL & PROPRIETARY**

All data contained in this document is sole property of DRY SYSTEMS TECHNOLOGIES and is considered confidential and proprietary.

This document may not be reproduced, released to third parties, or used for purposes other than for which it was furnished, without express written consent of DRY SYSTEMS TECHNOLOGIES.

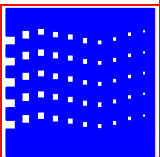
This document remains property of DRY SYSTEMS TECHNOLOGIES and must be returned upon request.



TOLERANCES	REV	DATE	NAME	DESCRIPTION
Linear unless noted				
Machined: ±0.005				
Fabricated: ±0.02				
Angular: ±1/2°				
Surface finish 125				

**DRY SYSTEMS TECHNOLOGIES**  
 10420 RISING COURT  
 WOODRIDGE, IL 60517  
 Phone: 630-427-2051 Fax: 630-427-1036  
 E-Mail: [ansi@drysystemstech.com](mailto:ansi@drysystemstech.com)

DESCRIPTION	MAIN VALVE BANK PIPING		NO RECD
			1
SCALE	DATE	DRAWN BY	
None	June 23, 2015	W Fox	
MATERIAL	APPROVED BY		
DRAWING NO	<b>M350-510-01</b>		






**CONFIDENTIAL & PROPRIETARY**

All data contained in this document is sole property of **DRY SYSTEMS TECHNOLOGIES** and is considered confidential and proprietary.

This document may not be reproduced, released to third parties, or used for purposes other than for which it was furnished, without express written consent of **DRY SYSTEMS TECHNOLOGIES**.

This document remains property of **DRY SYSTEMS TECHNOLOGIES** and must be returned upon request.

**M350-240-04  
PLATE, PTO QUICK COUPLING MOUNT  
( NOT SHOWN )**



**M350-704-01  
PTO TUBE 1"  
(INNER)**

**M350-705-01  
PTO TUBE 1"  
(OUTER)**

**M500-598-02  
TUBE CLAMPS  
4 REQ.**

**SN M600030 AND UP**

TOLERANCES	
Linear unless noted	
Machined: ±0.005	
Fabricated: ±0.02	
Angular: ±1/2°	
Surface finish 125	
REV	DATE

**DRY SYSTEMS  
TECHNOLOGIES**  
10420 RISING COURT  
WOODRIDGE, IL 60517  
Phone: 630-427-2051 Fax: 630-427-1036  
E-Mail: [ansi@dryssystemstech.com](mailto:ansi@dryssystemstech.com)

DESCRIPTION		NO RECD
NEW STYLE PTO TUBES		1
SCALE	DATE	DRAWN BY
None	Sept 14 2016	W Fox
MATERIAL	APPROVED BY	
DRAWING NO	<b>M350-510-01</b>	

