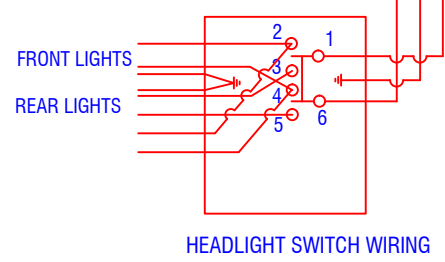
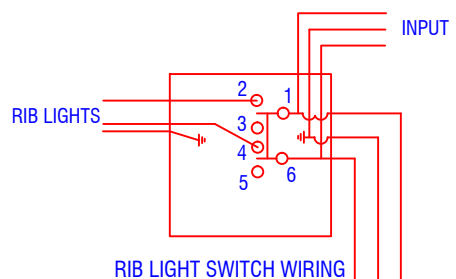
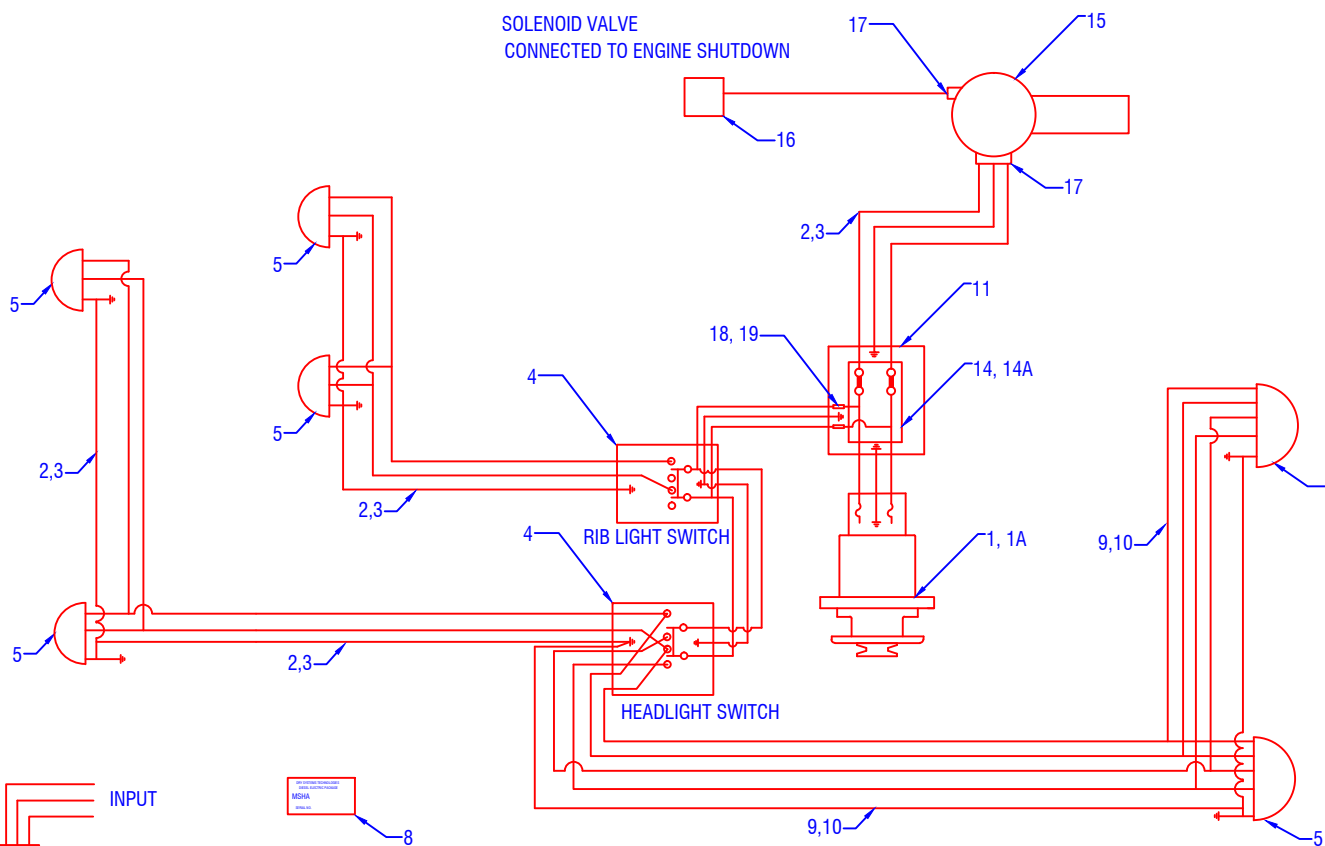


**CONFIDENTIAL & PROPRIETARY**

All data contained in this document is sole property of **DRY SYSTEMS TECHNOLOGIES** and is considered confidential and proprietary. This document may not be reproduced, released to third parties, or used for purposes other than for which it was furnished, without express written consent of **DRY SYSTEMS TECHNOLOGIES**. This document remains property of **DRY SYSTEMS TECHNOLOGIES** and must be returned upon request.



ELECTRICAL BILL of MATERIAL			
ITEM	QTY	PART NUMBER	DESCRIPTION
1	1	M500-521-01	ALTERNATOR, 12 VOLT
1A	2	M500-521-150	FUSES 15A, INCLUDED IN ALT.
2	FT	M261-508-01	CONDUIT HOSE, 5/8 ID
3	FT	M261-509-01	CABLE, MULTICONDUCTOR, 14/3
4	2	M261-540-01	LIGHT SWITCH BOX, BRASS
5	6	M261-539-01	HEADLIGHT ASSY 12 VOLT, LED, BRASS
6	11	M261-504-01	PACKING GLAND, 5/8 ELBOW 14/3
7	5	M261-507-01	PLUG
8	1	M261-510-01	EVALUATION TAG
9	FT	M261-554-01	CABLE, MULTICONDUCTOR, 16/5
10	6	M261-556-01	PACKING GLAND, 5/8 ELBOW 16/5

GAS MONITOR BILL of MATERIAL			
ITEM	QTY	PART NUMBER	DESCRIPTION
11	1	M261-532-02	CONNECTION BOX, MODIFIED
12	3	M261-504-01	PACKING GLAND, 5/8 ELBOW
13	5	M261-507-01	PLUG
14	1	M261-531-02	POWER SUPPLY, MODIFIED
14A	2	M508-529-01	FUSES 5A, INCLUDED IN POWER SUPPLY
15	1	M512-591-01	MSA GAS MONITOR
16	1	M261-518-05	SOLENOID VALVE ASSEMBLY
17	2	M261-570-01	CABLE GLAND ASSEMBLY
18	2	M261-557-01	FUSE HOLDER
19	2	M261-569-01	FUSE, 7.5 A MINI

NOTE: ITEMS 6, 7 & 10 NOT SHOWN

NOTE: ITEMS 12 & 13 NOT SHOWN

TOLERANCES	
Linear unless noted	
Machined: ±0.005	
Fabricated: ±0.01	
Angular: ±1/2°	
Surface finish 125	

**DRY SYSTEMS TECHNOLOGIES**  
 10420 RISING COURT  
 WOODRIDGE, IL 60517  
 Phone: 630-427-2051 Fax: 630-427-1036  
 E-Mail: eng@drysystemstech.com

ELECTRICAL SCHEMATIC			
SCALE	DATE	DESIGNED BY	NO. REVISIONS
	March 06, 2018	W Fox	
MATERIAL	DATE	APPROVED BY	
DRAWING NO.			
<b>ELECTRICAL</b>			

