



# Illustrated Parts Manual

## **Models 600A 600AJ**

SN 0300087000 to  
SN 0300177361 &  
SN B300000100 to Present

**P/N  
3121206**

September 1, 2018 - Rev AN

**ANSI**

**CE**

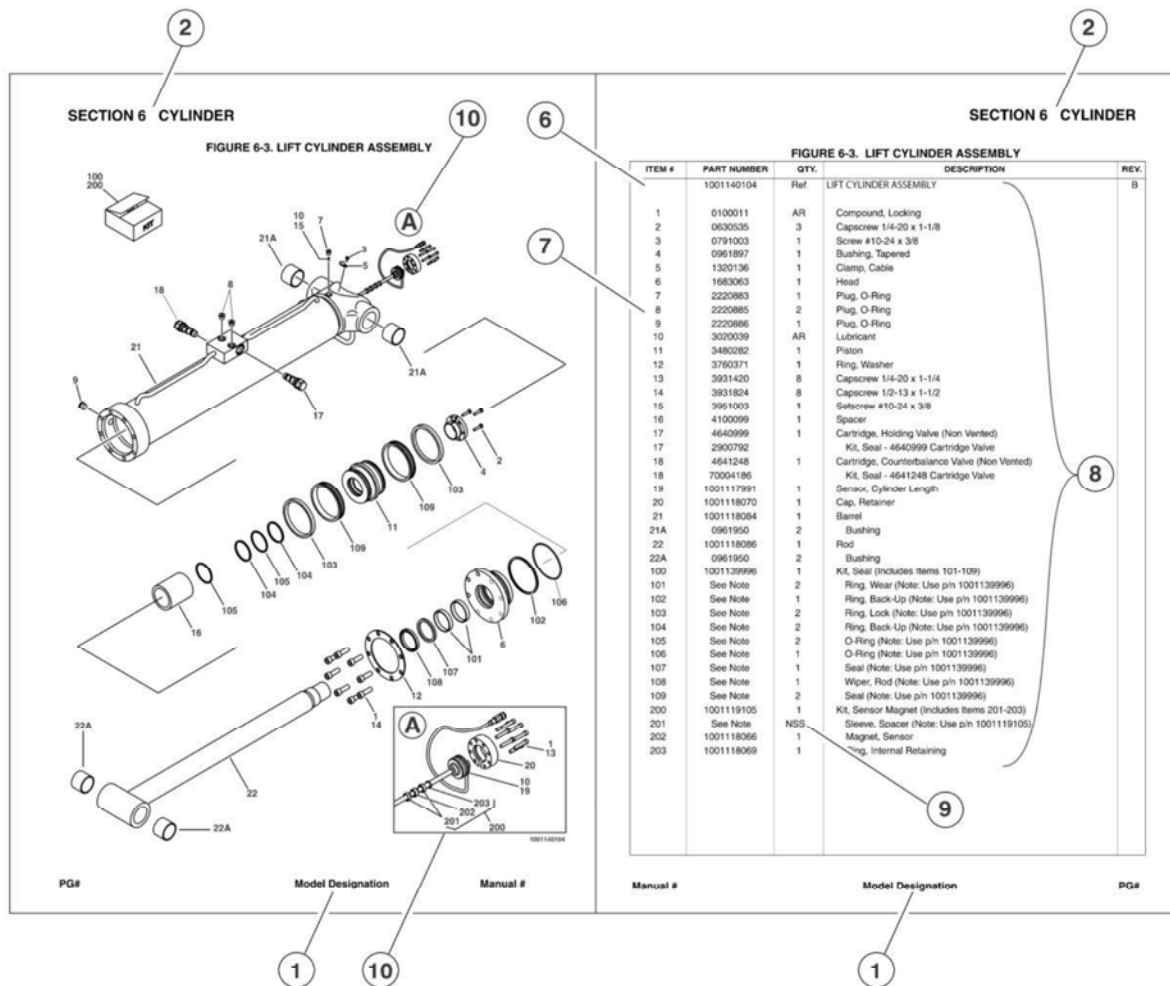


**AS/NZS**



An Oshkosh Corporation Company

# GENERAL INFORMATION



## 1) MACHINE IDENTIFICATION

Machines are identified by model and in some cases a combination of models, serial number (SN) or regional standard (i.e. ANSI, CE, CSA). Components may also be identified by SN or manufacturer. Common components that may be identified by these characteristics are engines and hydraulic components.

## 2) PARTS MANUAL ORGANIZATION

Product information in this manual is organized under section titles. Frame, Cylinder, Hydraulic and Electrical are a few examples. Each section is organized by figure and page number. The information within the Figure is then organized by item number, part number, description and corresponding illustration (s).

## 3) TABLE OF CONTENTS

A table of contents is found toward the beginning of the manual. Figure number, description and page number are provided for quick reference to the page containing the related information.

## 4) RECOMMENDED SPARE PARTS

The Recommended Spare Parts, located near the end of the manual, reference most frequently used maintenance parts.

## 5) PART NUMBER INDEX

A numerical index listing all part numbers and the corresponding page number(s) appears at the back of the manual.

## GENERAL INFORMATION

### 6) NON-SERVICED PARTS

In some instances, it is necessary to display non-serviced parts, assemblies or installations. In the case of assemblies and installations there will be a Ref in the Qty column. In case of parts that are not available for service within assemblies or components, there will be a NSS (Not Sold Separately) or NLA (No Longer Available) listed in the Qty. column of the manual.

### 7) PARTS LIST ITEM NUMBERS

Numbers shown in the item# column correspond to numbers used in the associated illustration (s). Item numbers which are missing from the sequence in the parts list are not used on that page

### 8) INDENTED PARTS DESCRIPTION

An indented part description is included in the item under which it is indented.

### 9) ABB REVIATION AND SYMBOLS

AC.....	.. Alternating Current	LCD .....	.. Liquid Crystal Display
ADE.....	..Advanced Design Electronics	LED .....	.. Light Emitting Diodes
ANSI .....	..American National Standards Institute	LH.....	.. Left Hand
AR.....	..As Required	LSS .....	..Load Sensing System
ASSY .....	.. Assembly	M(m).....	.. Metric/Meter
AUX.....	..Auxiliary	MM (mm) .....	..Milimeter
AWG.....	..American WireGauge	mA.....	.. Miliamps
B/M.....	.. Bill of Material	NLA.....	..No Longer Available
CE.....	..European Conformity	NPT .....	.. National Pipe Threads
CCW .....	..Counter Clockwise	NSS .....	..Not So Id Separately
cm.....	.. Centimeter	OD.....	..Outside Diameter
CW .....	..Clockwise	ORB.....	.. O-Ring Boss
CSA.....	..Canadian Standards Association	ORFS.....	.. O-Ring Face Seal
CYL.....	..Cylinder	OZ (oz).....	..Ounces
DIA .....	..Diameter	PG .....	..Page
DC.....	..Direct Current	P/N.....	..Part Number
EMS .....	.. Emergency Stop	qt.....	..Quarts
ENG .....	..Engine	QTY.....	..Quantity
FT (ft).....	.. Feet	REF .....	..Reference
GA(Ga).....	..Gauge	REV .....	..Revision Level
HYD .....	..Hydraulic	RH.....	.. Right Hand
Hz.....	.. Hertz	SAE.....	.. Society of Automotive Engineers
ID.....	..Inside Diameter	SN.....	..Serial Number
in.....	..inches	SPEC(S).....	..Specifications
ISO .....	..International Organization for Standards	T/T.....	..Turntable
JIC.....	..Joint Industry Council	UGM .....	..Universal Ground Module
KG .....	..Kilogram	V.....	..Volts
L.....	..Liter	W.....	..Watts
LB .....	..Pounds	#.....	.. Number

### 10) ILLUSTRATION REFERENCE LETTERS

When necessary, illustrations may contain reference letters that are intended to track information (i. e. hoses, harnesses) from one point to another or to track visual enlargement of components to show details that may be located in another area on the illustration.

*Note: Due to continuous product improvements, JLG Industries, Inc. reserves the right to make specification changes without prior notification. Contact JLG Industries, Inc. for updated information.*

# TABLE OF CONTENTS

SECTION 1 - FRAME.....	13
FIGURE 1-2. 4WD FRONT AXLE AND STEERING INSTALLATIONS .....	18
FIGURE 1-4. TIRE AND WHEEL DRIVE INSTALLATIONS.....	24
FIGURE 1-5. DRIVE HUB ASSEMBLY .....	28
FIGURE 1-7. DRIVE MOTOR ASSEMBLY (USA BUILT MACHINES AND CHINA BUILT MACHINES) (SERVICE REPLACEMENT) (SN 0300098766 to Present, SN B300000100 to Present).....	36
FIGURE 1-8. DRIVE VALVES AND SHIELDS INSTALLATION (FRAME MOUNTED).....	38
SECTION 2 - TURNTABLE.....	45
FIGURE 2-1. CONTROL VALVES INSTALLATIONS.....	46
FIGURE 2-5. SWING DRIVE, TURNTABLE BEARING AND LOCK INSTALLATIONS.....	60
FIGURE 2-6. SWING HUB ASSEMBLY (USA BUILT MACHINES) (SN 0300087000 through 0300137452) .....	64
FIGURE 2-7. SWING MOTOR ASSEMBLY (WHITE ROLLER STATOR) (USA BUILT MACHINES) (SN 0300087000 through 0300137452) .....	66
FIGURE 2-8. SWING MOTOR ASSEMBLY (PARKER) (USA BUILT MACHINES) (SN 0300087000 through 0300137452) .....	68
FIGURE 2-9. SWING MOTOR/BRAKE/HUB ASSEMBLY (PARKER/FAIRFIELD) (USA BUILT MACHINES AND CHINA BUILT MACHINES) (SN 0300137453 through 0300177361, SN B300000100 to Present).....	70
FIGURE 2-16. PISTON PUMP ASSEMBLY .....	122
FIGURE 2-17. GEAR PUMP ASSEMBLY .....	128
FIGURE 2-18. TANK INSTALLATIONS.....	130
FIGURE 2-20. ROTARY COUPLING INSTALLATIONS (USA BUILT MACHINES AND CHINA BUILT MACHINES) (SN 0300138649 to Present, SN B300000100 to Present).....	138
FIGURE 2-28. HOODS INSTALLATIONS (USA BUILT MACHINES AND CHINA BUILT MACHINES) (SN 0300089989 through 0300177361, SN B300000100 to Present).....	168
SECTION 3 - BOOM.....	211
FIGURE 3-2. USA BUILT MACHINES/BOOMS AND CYLINDERS INSTALLATION - 600AJ.....	216
FIGURE 3-4. CHINA BUILT MACHINES/BOOMS AND CYLINDERS INSTALLATION - 600AJ.....	226

# TABLE OF CONTENTS

FIGURE 3-5. TOWER BOOM ASSEMBLY .....	232
FIGURE 3-6. MAIN BOOM ASSEMBLY .....	236
FIGURE 3-7. ROTATOR ASSEMBLIES .....	242
FIGURE 3-8. PLATFORM SUPPORT INSTALLATION - WITH LSS .....	244
FIGURE 3-9. VALVES AND SWITCHES INSTALLATION (BOOM MOUNTED) .....	248
SECTION 4 - PLATFORM .....	253
FIGURE 4-1. PLATFORM ASSEMBLIES .....	254
FIGURE 4-2. PLATFORM COMPONENTS INSTALLATION (FALL ARREST PLATFORM) .....	260
FIGURE 4-13. CROSS RAIL INSTALLATION .....	294
SECTION 5 - CYLINDER.....	329
FIGURE 5-1. AXLE LOCKOUT CYLINDER ASSEMBLY.....	330
FIGURE 5-2. LEVEL CYLINDER ASSEMBLY - PLATFORM SLAVE.....	332
FIGURE 5-8. LEVEL CYLINDER ASSEMBLY - UPRIGHT (SN 0300087000 through 0300177361, SN B300000100 through B300002477).....	346
FIGURE 5-10. LIFT CYLINDER ASSEMBLY - ARTICULATING JIB - 600AJ (ORIGINAL EQUIPMENT) (SN 0300087000 through 0300177361, SN B300000100 through B300002658) .....	350
FIGURE 5-12. LIFT CYLINDER ASSEMBLY - ARTICULATING JIB - 600AJ (SERVICE REPLACEMENT) (SN 0300087000 through 0300177361).....	354
FIGURE 5-13. LIFT CYLINDER ASSEMBLY - ARTICULATING JIB - 600AJ (SERVICE REPLACEMENT) (SN 0300087000 through 0300177361).....	356
FIGURE 5-16. LIFT CYLINDER ASSEMBLY - TOWER BOOM (SN 0300087000 through 0300177361, SN B300000100 through B300002804).....	362
FIGURE 5-18. MASTER CYLINDER ASSEMBLY .....	366
FIGURE 5-20. MASTER CYLINDER ASSEMBLY - 600AJ .....	372
FIGURE 5-21. STEER CYLINDER ASSEMBLY .....	374

# TABLE OF CONTENTS

FIGURE 5-22. STEER CYLINDER ASSEMBLY.....	376
FIGURE 5-23. TELESCOPE CYLINDER ASSEMBLY - MAIN BOOM (600A & 600AJ) (SN 0300087000 through 0300177361, SN B300000100 through B300002835).....	378
FIGURE 5-26. TELESCOPE CYLINDER ASSEMBLY - TOWER BOOM (SN 0300087000 through 0300177361, SN B300000100 through B300002477).....	384
SECTION 6 - HYDRAULIC .....	389
FIGURE 6-2. DRIVE HYDRAULIC DIAGRAM - 4WD/2WS.....	392
FIGURE 6-3. HYDRAULIC DIAGRAM - OSCILLATING AXLE.....	396
FIGURE 6-4. HYDRAULIC DIAGRAM - STANDARD (SN 0300087000 through 0300137452).....	398
FIGURE 6-5. HYDRAULIC DIAGRAM - STANDARD (SN 0300137453 through 0300177361, SN B300000100 to Present).....	402

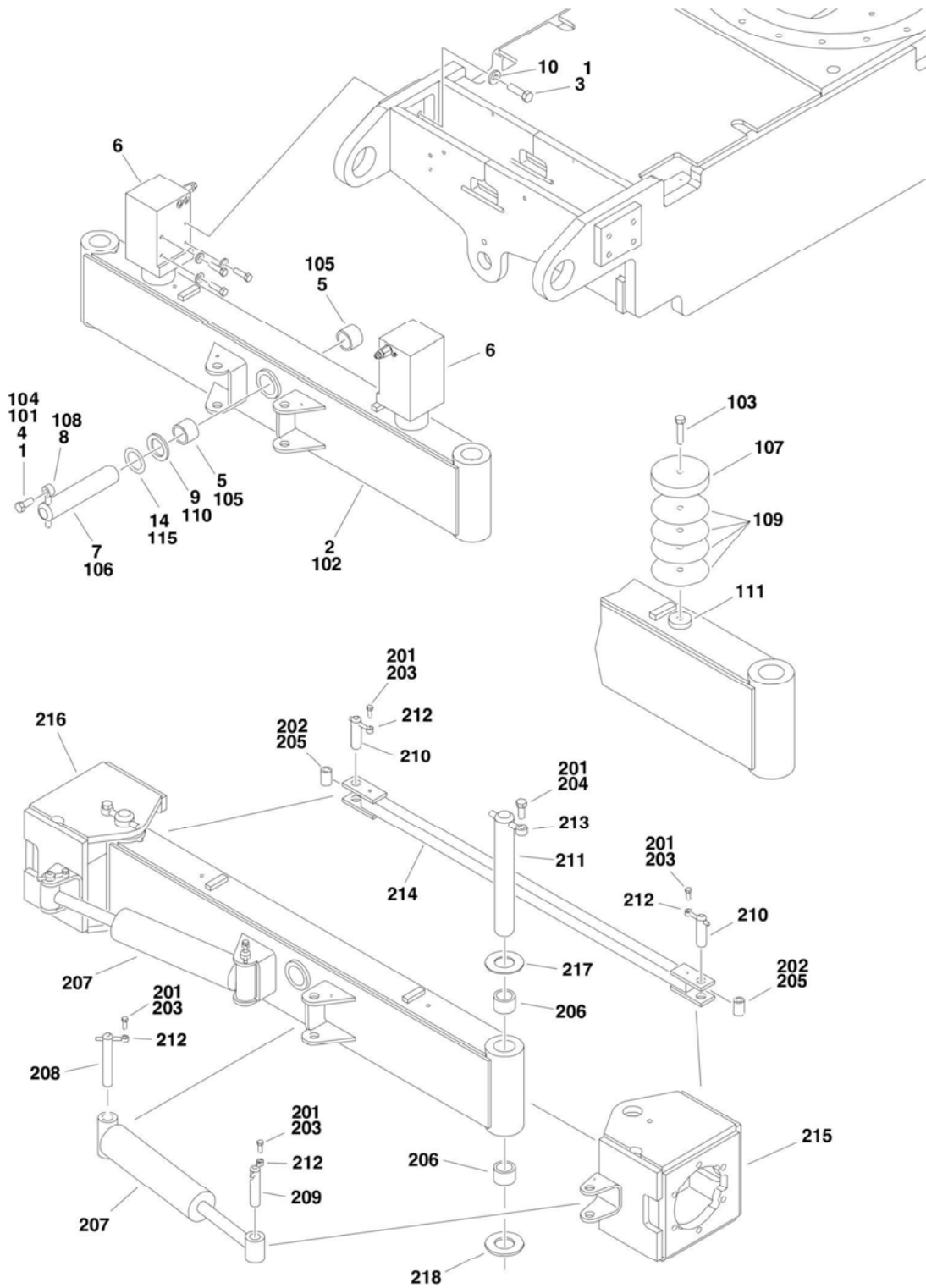


**SECTION 1 - FRAME**



# SECTION 1 - FRAME

## FIGURE 1-2. 4WD FRONT AXLE AND STEERING INSTALLATIONS



# SECTION 1 - FRAME

## FIGURE 1-2. 4WD FRONT AXLE AND STEERING INSTALLATIONS

ITEM	PART NUMBER	QTY	DESCRIPTION	REV
		Ref	<b>AXLE INSTALLATIONS - OSCILLATING</b>	
		Ref	<b>USA Built Machines (SN 0300087000 through 0300177361)</b>	
	0273954	Ref	<b>8ft/2.4m Wide Machines without Tow Package</b>	E
	0274234	Ref	<b>8ft/2.4m Wide Machines with Tow Package</b>	B
	1001113537	Ref	<b>China Built Machines (SN B300000100 to Present)</b>	C
1	0100011	AR	Compound, Locking	
1	0100038	AR	Primer, Locking	
2		Ref	Axle Weldment Options:	
2		Ref	USA Built Machines:	
2	0280167	1	8 ft/2.4m Wide Machine without Tow Package	
2	0280183	1	8 ft/2.4m Wide Machine with Tow Package	
2	1001113539	1	China Built Machines	
3	0641814	8	Bolt 1/2in-13NC x 1-3/4in	
4	0642012	1	Bolt 5/8in-11NC x 1-1/2in	
5	0961950	2	Bushing	
6		Ref	Lockout Cylinder Assembly Options (See CYLINDER SECTION for Breakdown):	
6	1684280	NLA	USA Built Machines (Use p/n 1001167359) ( <b>SN 0300087000 through 0300089731</b> )	
6	1684465	2	USA Built Machines ( <b>SN 0300089732 through 0300177361</b> )	
6	1684465	2	China Built Machines ( <b>SN B300000100 to Present</b> )	
7	3422592	1	Pin, Pivot	
8	3841258	1	Keeper, Pin	
9	4740158	1	Thrustwasher	
10	4891800	8	Flatwasher 1/2in Hardened	
14	4071101	AR	Shim	
	0273959	Ref	<b>AXLE INSTALLATIONS - FIXED</b>	D
		Ref	<b>Note: Available Only on USA Built Machines.</b>	
101	0100011	AR	Compound, Locking	
102	0280167	1	Axle Weldment	
103	0641818	2	Bolt 1/2in-13NC x 2-1/4in	
104	0642012	1	Bolt 5/8in-11NC x 1-1/2in	
105	0961950	2	Bushing	
106	3422592	1	Pin, Pivot	
107	3539877	2	Plate, Stop	
108	3841258	1	Keeper, Pin	
109	4070944	12	Shim (.06)	
110	4740158	1	Thrustwasher	
111	3539878	2	Spacer	
115	4071101	AR	Shim	
		Ref	<b>STEERING INSTALLATION</b>	
		Ref	<b>USA Built Machines (SN 0300087000 through 0300177361)</b>	
	0273940	Ref	<b>2WS without Tow Package</b>	C
	0274220	Ref	<b>2WS with Tow Package</b>	C
	0274121	Ref	<b>4WS without Tow Package</b>	C
	0274220	Ref	<b>4WS with Tow Package</b>	C
		Ref	<b>China Built Machines (SN B300000100 to Present)</b>	
	1001113654	Ref	<b>China Built Machines 2WS</b>	B
	1001121244	Ref	<b>China Built Machines 4WS</b>	A
201	0100011	AR	Compound, Locking	

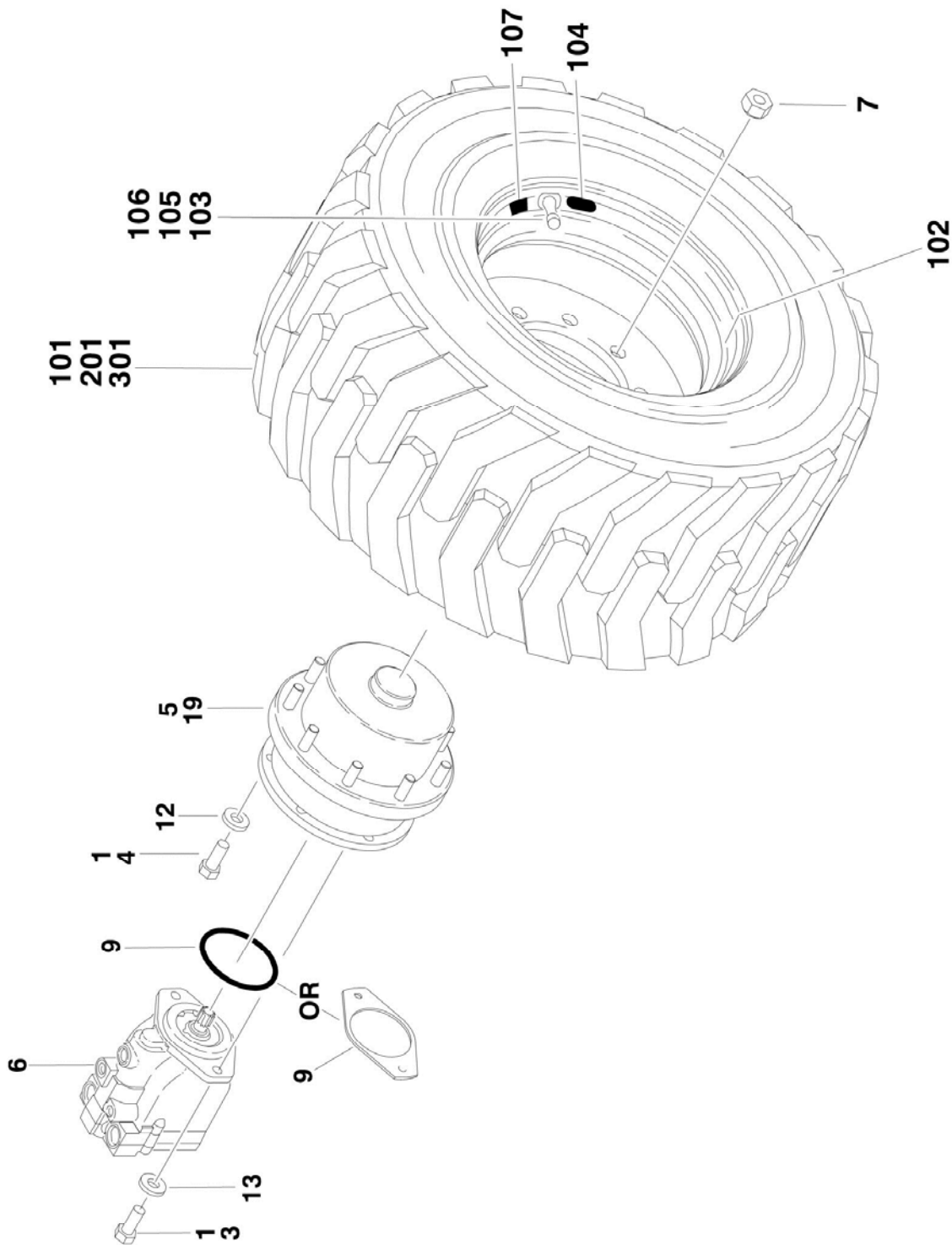
## SECTION 1 - FRAME

ITEM	PART NUMBER	QTY	DESCRIPTION	REV
202	0100063	AR	Loctite # RC609	
203	0641608	6	Bolt 3/8in-16NC x 1in	
204	0642012	2	Bolt 5/8in-11NC x 1-1/2in	
205	0962005	2	Bushing	
206	0962131	4	Bushing	
207		Ref	Steer Cylinder Assembly Options (See CYLINDER SECTION for Breakdown):	
207	1683208	2	USA Built Machines (SN 0300087000 through 030014624)	
207	1001097242	2	USA Built Machines (SN 030014625 through 0300177361)	
207	1001097242	2	China Built Machines (SN B300000100 to Present)	
208	3422426	2	Pin	
209		Ref	Pin Options:	
209	3422429	2	Without Tow Package	
209	3422429	1	With Tow Package	
209	3422427	1	With Tow Package	
210	3422430	2	Pin	
211	3422900	2	Kingpin	
212	3841143	6	Keeper	
213	3841258	2	Keeper	
214		Ref	Tie-Rod Options:	
214	3841285	1	USA Built Machines	
214	1001113715	1	China Built Machines	
215		Ref	Spindle (Left Side) Options:	
215	4130401	1	USA Built Machines	
215	1001113655	1	China Built Machines	
216		Ref	Spindle (Right Side) Options:	
216	4130402	1	USA Built Machines without Tow Package	
216	4130412	1	USA Built Machines with Tow Package	
216	1001113656	1	China Built Machines	
217	4740256	2	Thrustwasher	
218	4740463	2	Thrustwasher	



# SECTION 1 - FRAME

## FIGURE 1-4. TIRE AND WHEEL DRIVE INSTALLATIONS



# SECTION 1 - FRAME

## FIGURE 1-4. TIRE AND WHEEL DRIVE INSTALLATIONS

ITEM	PART NUMBER	QTY	DESCRIPTION	REV
		Ref	<b>WHEEL DRIVE INSTALLATIONS</b>	
	0273049	Ref	<b>Wheel Drive Installations 2WD/2WS</b>	J
	0274441	Ref	<b>Wheel Drive Installations 2WD/4WS</b>	G
	0273048	Ref	<b>Wheel Drive Installations 4WD/2WS</b>	L
	0273366	Ref	<b>Wheel Drive Installations 4WD/4WS</b>	J
		Ref	<b>Note: 2WD Qty Shown. For 4WD, Double Qty Shown.</b>	
1	0100011	AR	Compound, Locking	
3	0681810	4	Bolt 1/2in-13NC x 1-1/4in (Grade 8)	
4	0682016	12	Bolt 5/8in-11NC x 2in (Grade 8)	
5	2780269	2	Drive Hub Assembly (See DRIVE HUB ASSEMBLY for Breakdown)	
6		Ref	Drive Motor Assembly Options:	
6		Ref	USA Built Machines (See DRIVE MOTOR ASSEMBLY for Breakdown): <b>(SN 0300087000 through 0300098765)</b>	
6	3160299	NLA	2WD (Use p/n 3160349)	
6	3160300	NLA	4WD (Use p/n 3160350)	
6		Ref	USA Built Machines (See DRIVE MOTOR ASSEMBLY for Breakdown): <b>(SN 0300098766 through 0300177361)</b>	
6	3160349	2	USA Built Machines 2WD	
6	3160350	2	USA Built Machines 4WD	
6	3160350	2	China Built Machines (See DRIVE MOTOR ASSEMBLY for Breakdown) <b>(SN B300000100 to Present)</b>	
7	3300106	18	Nut, Wheel	
9		Ref	Hardware Options:	
9	3790045	1	O-Ring (USA Built Machines) <b>(SN 0300087000 through 0300102232)</b>	
9	3960526	1	Gasket (USA Built Machines) <b>(SN 0300102233 through 0300177361)</b>	
9	3960526	1	Gasket (China Built Machines) <b>(SN B300000100 to Present)</b>	
12	4891800	4	Flatwasher 1/2in Hardened	
13	4740393	12	Flatwasher 5/8in Hardened	
19	3020008	AR	Lube, Gear 80W - 90	
		Ref	<b>PNEUMATIC AND FOAM-FILLED TIRE AND WHEEL INSTALLATIONS (8 FT/2.4M WIDTH MACHINES)</b>	
	4520328	Ref	<b>Tire and Wheel Installation - Pneumatic (ANSI and ANSI Export Spec Only)</b>	B
	4520346	Ref	<b>Tire and Wheel Installation - Foam Filled (Available on All Specs)</b>	C
	1001231678	Ref	<b>Tire and Wheel Installation - Foam Filled/Non-Marking (Available on All Specs)</b>	A
	0274533	Ref	<b>Tire and Wheel Installation - Pneumatic with Sealant (ANSI and ANSI Export Spec Only) (Only Available on USA Built Machines)</b>	C
	0274322	Ref	<b>Tire and Wheel Installation - Pneumatic Turf Tire (ANSI and ANSI Export Spec Only) (Note: Not an Add-on Option - Special Axle Required. Only Available on USA Built Machines)</b>	1
		Ref	<b>Note: Assemblies may require ballast/foam filling to manufacturer's specifications prior to installing on a machine. Refer to Operation and Safety or Service and Maintenance Manuals.</b>	
		Ref	<b>Purchase individual tire and/or rim only if able to foam fill tire and wheel assembly, otherwise, purchase complete assembly.</b>	
	4520289	2	Tire and Wheel Assembly - Pneumatic (Left Side)	F

# SECTION 1 - FRAME

ITEM	PART NUMBER	QTY	DESCRIPTION	REV
	4520344	2	Tire and Wheel Assembly - Foam-Filled (Left Side)	G
	1001231677	2	Tire and Wheel Assembly - Foam-Filled/Non-Marking (Left Side)	A
	4520427	2	Tire and Wheel Assembly - Pneumatic with Sealant (Left Side)	D
	4520290	2	Tire and Wheel Assembly - Pneumatic (Right Side)	F
	4520345	2	Tire and Wheel Assembly - Foam-Filled (Right Side)	G
	1001231676	2	Tire and Wheel Assembly - Foam-Filled/Non-Marking (Right Side)	A
	4520428	2	Tire and Wheel Assembly - Pneumatic with Sealant (Right Side)	D
	4520357	4	Tire and Wheel Assembly - Pneumatic Turf Tire (Note: Not an Add-on Option - Special Axle Required)	B
101		Ref	Tire Options (1 Per Assembly)	
101	4520288	AR	Tire - IN355/55D625	
101	1001184881	1	Tire - IN355/55D625 Non-Marking	
101	4520356	AR	Tire - 18 x 625 Turf Tire	
102		Ref	Rim, Wheel (1 Per Assembly)	
102	4520287	AR	Rim - IN355/55D625 (24.5 x 11.75)	
102	4520355	AR	Rim - 18 x 625 Turf Tire (24.5 x 15)	
103	4640113	AR	Valve, Air (1 Per Assembly) (All except p/n 1001231676 & 1001231677 Assemblies)	
103	4641122	AR	Valve, Air (1 Per Assembly) (P/N 1001231676 & 1001231677 Assemblies)	
104		Ref	Decal - Tire Pressure Options (1 Per Assembly)	
104	1702740	AR	Tire - IN355/55D625	
104	1702137	AR	Tire - 18 x 625 Turf Tire (USA Built Machines) <b>(SN 0300087000 through 0300092171)</b>	
104	1706846	AR	Tire - 18 x 625 Turf Tire <b>(SN 0300092172 through 0300177361)</b>	
		Ref	<b>Note: Items 105-107 used with tires with sealant only.</b>	
105	1120552	AR	Cap, Valve Stem (1 Per Assembly)	
106	1300019	AR	Sealant, Tire (1 Per Assembly)	
107	1705364	AR	Decal - Tire Sealant (1 Per Assembly)	
201		Ref	<b>AIRBOSS TIRE AND WHEEL INSTALLATIONS (7FT/2.1M WIDTH 600A/600AJ MACHINES)</b>	
201	4520341	Ref	<b>Tire and Wheel Installation - Air-Boss (Available on All Specs)</b>	A
201	4520284	2	Tire and Wheel Assembly - Right Side	
201	4520283	2	Tire and Wheel Assembly - Left Side	
201	7016206	80	Tire Repair Section (20 Per Assembly)	
301	4520604	Ref	<b>Tire and Wheel Installation - Air-Boss Non Marking (Available on All Specs)</b>	1
301	4520602	2	Tire and Wheel Assembly - Right Side	
301	4520601	2	Tire and Wheel Assembly - Left Side	
301	7020135	80	Tire Repair Section (20 Per Assembly)	
301		Ref	<b>SOLIDBOSS TIRE AND WHEEL INSTALLATIONS (7FT/2.1M WIDTH 600AJ MACHINES)</b>	
301	1001147067	Ref	<b>Tire and Wheel Installation - SolidBoss (Available on ANSI and CSA Specs Only)</b>	B
301	1001146828	NLA	Tire and Wheel Assembly - Right Side (Use p/n 1001207346) <b>(SN 0300087000 through 0300177361, SN B300000100 through B300001622)</b>	
301	1001207346	2	Tire and Wheel Assembly - Right Side <b>(SN B300001623 to Present)</b>	
301	1001146827	NLA	Tire and Wheel Assembly - Left Side (Use p/n 1001207345) <b>(SN 0300087000 through 0300177361, SN B300000100 through B300001622)</b>	

## SECTION 1 - FRAME

ITEM	PART NUMBER	QTY	DESCRIPTION	REV
301	1001207345	2	Tire and Wheel Assembly - Left Side <b>(SN B300001623 to Present)</b>	B
301	1001147068	Ref	<b>Tire Wheel Installation - SolidBoss Non Marking (Available on ANSI and CSA Specs Only)</b>	
301	1001147020	NLA	Tire and Wheel Assembly - Right Side (Use p/n 1001214748) <b>(SN 0300087000 through 0300177361, SN B300000100 through B300001622)</b>	
301	1001214748	2	Tire and Wheel Assembly - Right Side <b>(SN B300001623 to Present)</b>	
301	1001147019	NLA	Tire and Wheel Assembly - Left Side (Use p/n 1001214747) <b>(SN 0300087000 through 0300177361, SN B300000100 through B300001622)</b>	
301	1001214747	2	Tire and Wheel Assembly - Left Side <b>(SN B300001623 to Present)</b>	



# SECTION 1 - FRAME

## FIGURE 1-5. DRIVE HUB ASSEMBLY

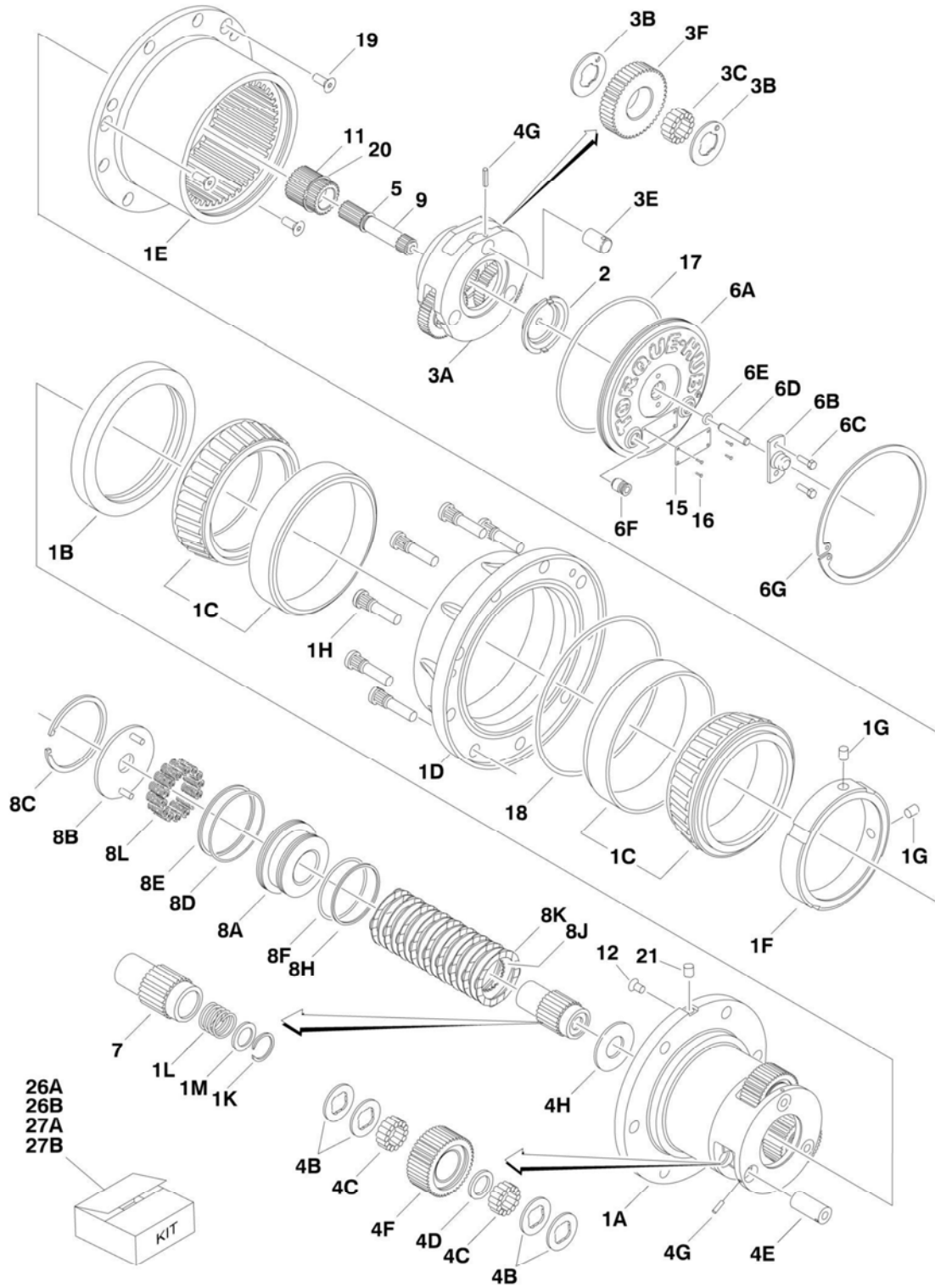


FIGURE 1-5. DRIVE HUB ASSEMBLY

ITEM	PART NUMBER	QTY	DESCRIPTION	REV
	2780269	Ref	<b>DRIVE HUB/BRAKE ASSEMBLY</b>	E
1	See Note	NSS	Spindle/Housing Assembly (Note: Not Available - Purchase Individual Components)	
1A	7024729	1	Spindle	
1B	70001119	1	Seal, Lip	
1C	7024735	2	Bearing (Includes Cup and Cone)	
1D	2780269	1	Housing (Note: Not Available for Purchase)	
1E	7024730	1	Ring, Gear	
1F	7024744	1	Nut, Bearing	
1G	See Note	NSS	Setscrew 1/4in-28NF x 1/2in (Note: Use Item 26A, 26B, 27A or 27B)	
1H	7024732	9	Stud, Wheel	
1K	7024125	1	Ring, Retaining	
1L	7024124	1	Spring	
1M	7024129	1	Thrustwasher	
2	7024741	1	Thrustwasher	
3	See Note	NSS	Carrier Assembly (Note: Not Available - Purchase Individual Components)	
3A	7024725	1	Carrier	
3B	7024127	6	Thrustwasher	
3C	7024733	42	Bearing, Needle	
3E	7024724	3	Shaft, Planet	
3F	7024727	3	Gear, Planet	
4	See Note	NSS	Planet Gear Sub-Assembly (Note: Not Available - Purchase Individual Components)	
4B	7024740	12	Thrustwasher	
4C	7024734	84	Bearing, Needle	
4D	7024736	3	Spacer, Thrust	
4E	7024726	3	Shaft, Planet	
4F	7024728	3	Gear, Planet	
4G	7001913	6	Roll Pin	
4H	7024742	1	Thrustwasher	
5	7017027	1	Ring, Retaining	
6	See Note	NSS	Cover Assembly (Note: Not Available - Purchase Individual Components)	
6A	7024731	1	Plate, Cover	
6B	7017093	1	Cap, Disengage	
6C	7000216	2	Bolt 1/2in-20NC x 1/2in	
6D	7024739	1	Pin, Dowel	
6E	7017095	1	O-Ring	
6F	7017072	2	Plug, Pipe with O-Ring	
6G	7024738	1	Ring, Retaining	
7	7024722	1	Coupling	
8	See Note	NSS	Brake, Input (Note: Not Available - Purchase Individual Components)	
8A	70000782	1	Piston, Brake	
8B	7024743	1	Plate, Pressure	
8C	See Note	NSS	Ring, Retaining (Note: Use Item 26B, 27A or 27B)	
8D	See Note	NSS	O-Ring (Note: Use Item 26B or 27A)	
8E	See Note	NSS	Ring, Back-up (Note: Use Item 26B or 27A)	
8F	See Note	NSS	O-Ring (Note: Use Item 26B or 27A)	

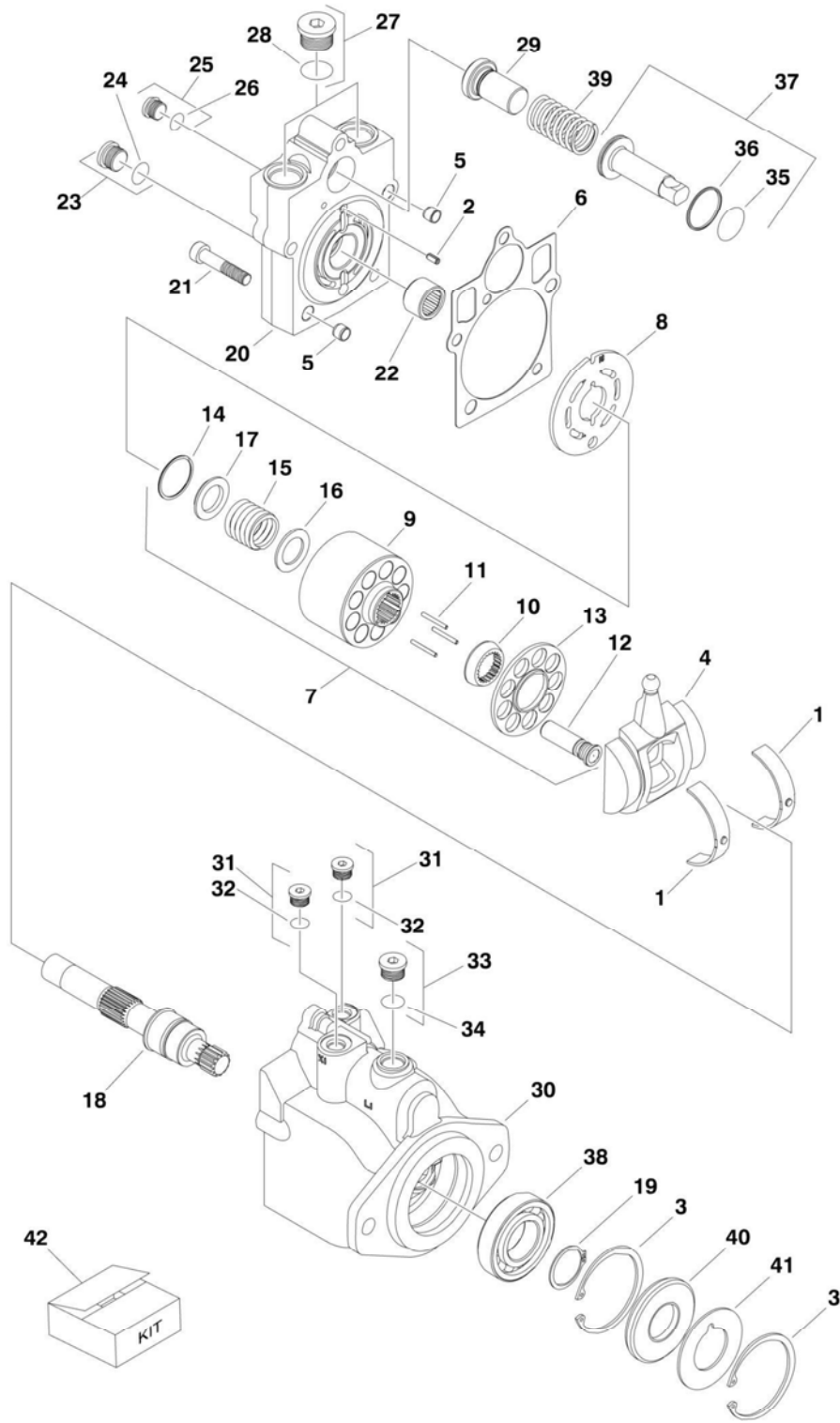
## SECTION 1 - FRAME

ITEM	PART NUMBER	QTY	DESCRIPTION	REV
8H	See Note	NSS	Ring, Back-up (Note: Use Item 26B or 27A)	
8J	See Note	NSS	Rotor, Brake (Note: Use Item 27A)	
8K	See Note	NSS	Stator, Brake (Note: Use Item 27A)	
8L	See Note	NSS	Spring, Brake (Note: Use Item 27B)	
9	7024721	1	Shaft, Input	
11	7024723	1	Gear, Sun	
12	See Note	NSS	Plug (Note: Not Available for Purchase)	
15	See Note	NSS	Plate, ID (Not Shown) (Note: Not Available for Purchase)	
16	7000281	4	Screw, Drive	
17	7024134	1	O-Ring	
18	See Note	NSS	O-Ring (Note: Use Item 26A)	
19	7017022	3	Screw, Countersunk 3/8in-16NC	
20	7024737	1	Ring, Retaining	
21	See Note	NSS	Plug (Note: Not Available for Purchase)	
26		Ref	Seal Kit Options:	
26A	7024744	1	Hub Seal Kit (Includes Items 1B, 1F, 1G, 17, 18 & 19)	
26B	7024765	1	Brake Seal Kit (Includes Items 1G, 8C, 8D, 8E, 8F & 8H)	
27		Ref	Repair Kit Options:	
27A	7024764	1	Brake Lining Kit (Includes Items 1G, 8C, 8D, 8E, 8F, 8H, 8J & 8K)	
27B	7024766	1	Brake Spring Kit (Includes Items 1G, 8C & 8L)	



# SECTION 1 - FRAME

FIGURE 1-7. DRIVE MOTOR ASSEMBLY (USA BUILT MACHINES AND CHINA BUILT MACHINES)  
(SERVICE REPLACEMENT) (SN 0300098766 to Present, SN B300000100 to Present)



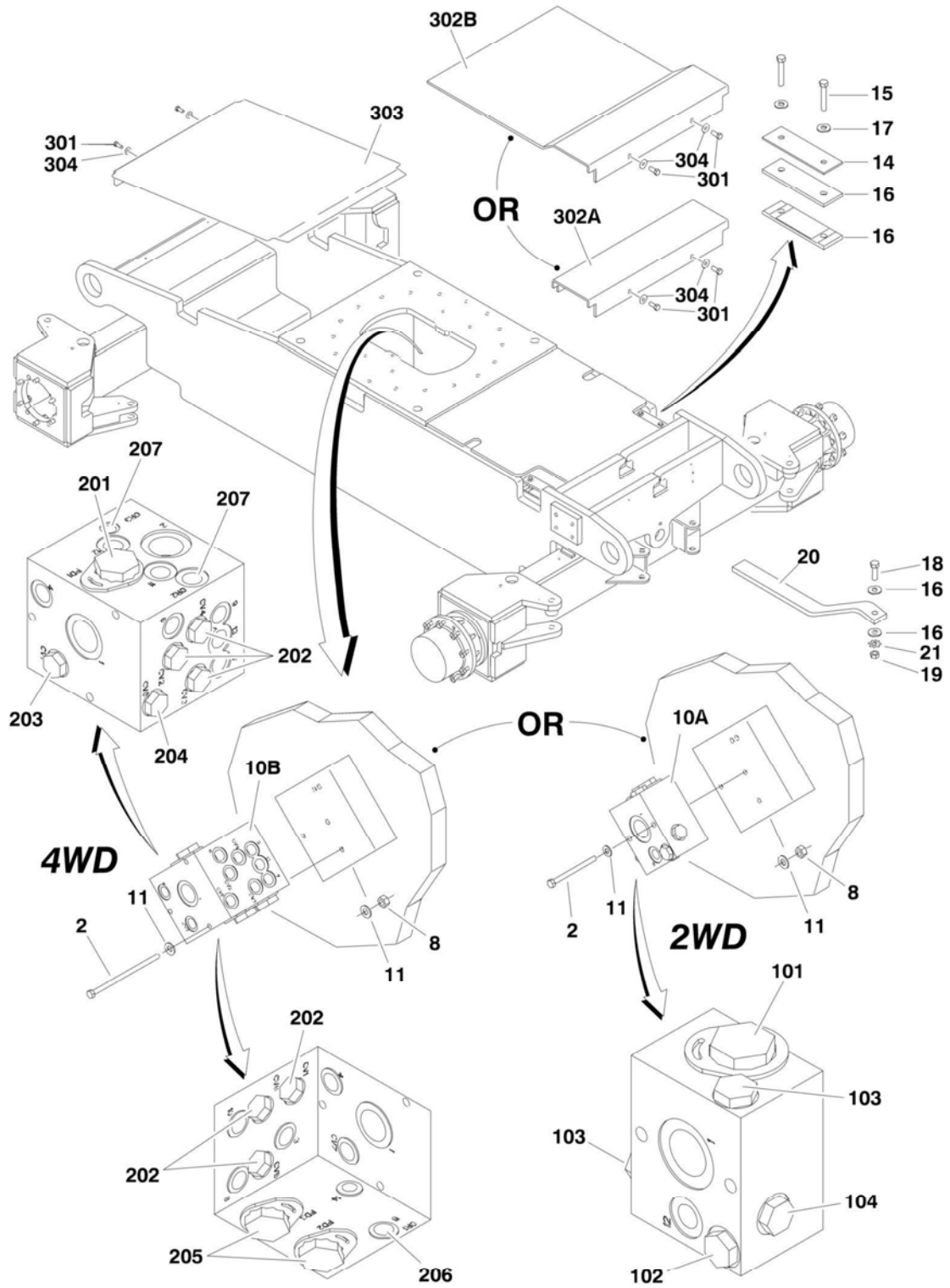
## SECTION 1 - FRAME

**FIGURE 1-7. DRIVE MOTOR ASSEMBLY (USA BUILT MACHINES AND CHINA BUILT MACHINES)  
(SERVICE REPLACEMENT) (SN 0300098766 to Present, SN B300000100 to Present)**

ITEM	PART NUMBER	QTY	DESCRIPTION	REV
		Ref	<b>DRIVE MOTOR ASSEMBLY (SERVICE REPLACEMENT)</b>	
	3160349	Ref	<b>2WD (Service Replacement Motor for p/n 3160299)</b>	B
	3160350	Ref	<b>4WD (Service Replacement Motor for p/n 3160300)</b>	C
1	7022302	2	Bearing, Journal	
2	7007446	1	Pin	
3	7007438	2	Ring, Retaining	
4	70000794	1	Swash Plate	
5	See Note	NSS	Pin (Note: Not Available for Purchase)	
6	See Note	NSS	Gasket (Note: Use Item 42)	
7	7027740	1	Cylinder Block Kit (Includes Items 9-17)	
8	7024862	1	Plate, Valve	
9	7027740	1	Block, Cylinder	
10	7027740	1	Guide, Slipper Retainer	
11	7021275	3	Pin, Slipper Hold Down	
12	7024865	9	Piston Assembly	
13	7027740	1	Retainer, Slipper	
14	7022311	1	Ring, Retaining	
15	7024867	1	Spring	
16	7022313	1	Washer	
17	7022314	1	Retainer, Spring	
18	7023910	1	Shaft	
19	7007439	1	Ring, Retaining	
20	70000795	1	Cap, End - Axial	
21	7022368	5	Screw	
22	7021249	1	Bearing, Needle	
23	2220886	1	Plug (Includes Item 24)	
24	See Note	NSS	O-Ring (Note: Use Item 23 or 42)	
25	2220883	1	Plug (Includes Item 26)	
26	See Note	NSS	O-Ring (Note: Use Item 25 or 42)	
27	7027419	2	Plug (Includes Item 28)	
28	See Note	NSS	O-Ring (Note: Use Item 27 or 42)	
29		Ref	Seat, Spring Options:	
29	7024853	1	Seat, Spring 2WD/2WS	
29	7022372	1	Seat, Spring 2WD/4WS, 4WD/2WS & 4WD/4WS	
30	See Note	NSS	Housing (Note: Not Available - Purchase Complete Assembly)	
31	2220883	2	Plug (Includes Item 32)	
32	See Note	NSS	O-Ring (Note: Use Item 31 or 42)	
33	2220886	1	Plug (Includes Item 34)	
34	See Note	NSS	O-Ring (Note: Use Item 33 or 42)	
35	See Note	NSS	O-Ring (Note: Use Item 42)	
36	See Note	NSS	Ring, Seal (Note: Use Item 42)	
37	7024871	1	Piston, Servo	
38	7007437	1	Bearing	
39	7022326	1	Spring	
40	See Note	NSS	Seal, Lip (Note: Use Item 42)	
41	7022371	1	Washer, Support	
42	7022328	1	Seal Kit (Includes Items 6, 24, 26, 28, 32, 34, 35, 36 & 40)	

# SECTION 1 - FRAME

## FIGURE 1-8. DRIVE VALVES AND SHIELDS INSTALLATION (FRAME MOUNTED)



# SECTION 1 - FRAME

**FIGURE 1-8. DRIVE VALVES AND SHIELDS INSTALLATION (FRAME MOUNTED)**

ITEM	PART NUMBER	QTY	DESCRIPTION	REV
		Ref	<b>DRIVE VALVES INSTALLATION</b>	
	0273049	Ref	<b>Drive Valve Installation 2WD/2WS</b>	J
	0274441	Ref	<b>Drive Valve Installation 2WD/4WS</b>	G
	0273048	Ref	<b>Drive Valve Installation 4WD/2WS</b>	L
	0273366	Ref	<b>Drive Valve Installation 4WD/4WS</b>	J
2		Ref	Bolt 5/16in-18NC Options:	
2	0641532	2	4in Length (2WD)	
2	0641552	3	6-1/2in Length (4WD)	
8	3311505	AR	Locknut 5/16in-18NC	
10		Ref	Flow Divider Valve Assembly Options:	
10A	4641409	NLA	2WD (See Items 101-104 for Breakdown) (Use p/n 1001100120)	
10B	4641410	NLA	4WD (See Items 201-205 for Breakdown) (Use p/n 1001098503)	
		Ref	<b>Note: Original Equipment Valve may have been replaced with Service Replacement Valve. Identify p/n stamped on valve before ordering parts.</b>	
11	4711500	AR	Flatwasher 5/16in Thin	
14		Ref	Bar, Clamping	
14	Not Required	0	Bar, Clamping 2WD/2WS	
14	0363012	2	Bar, Clamping 2WD/2WS, 4WD/2WS & 4WD/4WS	
15	0641618	4	Bolt 3/8in-16NC x 2-1/4in	
16	3340911	4	Rubber, Clamp	
17	4751600	AR	Flatwasher 3/8in Regular	
18	0641611	1	Bolt 3/8in-16NC x 2-3/8in	
19	3271601	1	Nut 3/8in-16NC (Grade 8)	
20	4240084	1	Strap, Anti-Static (2WD/4WS USA Built Machines Only) ( <b>SN 0300137895 through 0300177361</b> )	
21	4791600	1	Starwasher 3/8in	
		Ref	<b>FLOW DIVIDER ASSEMBLY (2WD)</b>	
	4641409	Ref	<b>USA Built Machines (SN 0300087000 through 0300140863)</b>	B
	1001100120	Ref	<b>USA Built Machines (SN 0300140864 through 0300177361)</b>	A
101	7023933	1	Valve, Cartridge (Flow Divider)	
101	7021625	1	Seal Kit - Flow Divider Cartridge	
101	70000781	1	Locking Kit	
102	7024892	1	Valve, Cartridge (Check)	
102	7023936	1	Seal Kit - Check Cartridge	
103	7022397	2	Valve, Cartridge (Check)	
103	7022399	2	Seal Kit - Check Cartridge	
104	7023935	1	Valve, Cartridge (Check)	
104	7023936	1	Seal Kit - Check Cartridge	
		Ref	<b>FLOW DIVIDER ASSEMBLIES (4WD)</b>	
	4641410	Ref	<b>USA Built Machines (SN 0300087000 through 0300142848)</b>	B
	1001098503	Ref	<b>USA Built Machines (SN 0300142849 through 0300177361)</b>	B
	1001098503	Ref	<b>China Built Machines (SN B300000100 to Present)</b>	B
201	7023933	1	Valve, Cartridge (Flow Divider)	
201	7021625	1	Seal Kit - Flow Divider Cartridge	
202		Ref	Valve, Cartridge (Check) Options:	
202	7022397	6	Valve p/n 4641410	
202	7022399	6	Seal Kit - Check Cartridge	
202	70003408	6	Valve p/n 1001098503	



## SECTION 1 - FRAME

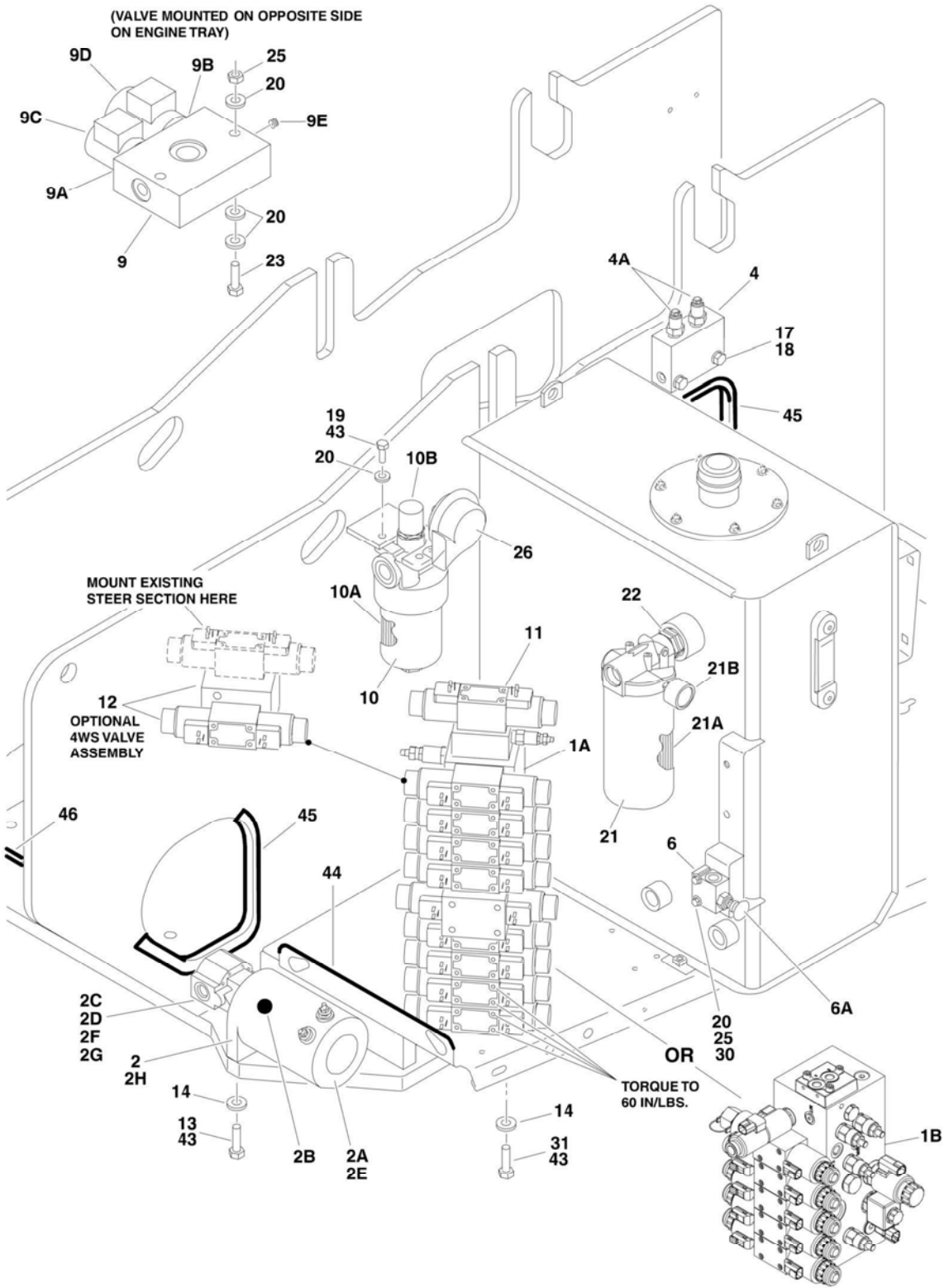
ITEM	PART NUMBER	QTY	DESCRIPTION	REV
202	7022399	6	Seal Kit - Check Cartridge	
203	7023935	1	Valve, Cartridge (Check)	
203	7023936	1	Seal Kit - Check Cartridge	
204	7024892	1	Valve, Cartridge (Check)	
204	7023936	1	Seal Kit - Check Cartridge	
205	7023917	2	Valve, Cartridge (Flow Divider)	
205	7021625	2	Seal Kit - Flow Divider Cartridge	
206	70002063	1	Plug, Orifice	
207	70002064	2	Plug, Orifice	
		Ref	<b>FRAME SHIELDS INSTALLATION</b>	
		Ref	<b>USA Built Machines</b>	
	0274349	Ref	<b>USA Built Machines 2WD/2WS</b>	A
	0274229	Ref	<b>USA Built Machines 2WD/4WS (600A/AJ Only)</b>	C
	0274349	Ref	<b>USA Built Machines 4WD/2WS</b>	A
	0274348	Ref	<b>USA Built Machines 4WD/4WS</b>	E
		Ref	<b>China Built Machines</b>	
	0274349	Ref	<b>China Built Machines 2WD/2WS</b>	A
	0274348	Ref	<b>China Built Machines 4WD/4WS</b>	E
301	0641608	AR	Bolt, 3/8in-16NC x 7/8in	
302		Ref	Shield, Frame - Front Options:	
302A		Ref	Machines with 8ft/2.4m Wide Frames	
302A	3380557	1	USA Built Machines ( <b>SN 0300087000 through 0300175048</b> )	
302A	3380557	1	China Built Machines ( <b>SN E300000100 through E300001138</b> )	
302A	Not Required	0	China Built Machines ( <b>SN E300001139 through E300001160</b> )	
302A	3380557	1	China Built Machines ( <b>SN E300001161 to Present</b> )	
302B		Ref	Machines with 7ft/2.1m Wide Frames	
302B	3380560	1	USA Built Machines	
302B	Not Required	0	China Built Machines	
303		Ref	Shield, Frame - Rear Options:	
303		Ref	USA Built Machines	
303	Not Required	0	2WS Machines with 8ft/2.4m Wide Frames	
303	3380573	1	4WS Machines with 8ft/2.4m Wide Frames ( <b>SN 0300087000 through 0300101764</b> )	
303	3380558	1	4WS Machines with 8ft/2.4m Wide Frames ( <b>SN 0300101765 through 0300177361</b> )	
303	3380558	1	Machines with 7ft/2.1m Wide Frames	
303		Ref	China Built Machines	
303	3380558	1	4WS Machines with 8ft/2.4m Wide Frames ( <b>SN B300000100 to Present</b> )	
304	4751600	AR	Flatwasher 3/8in Regular	



**SECTION 2 - TURNTABLE**

# SECTION 2 - TURNTABLE

## FIGURE 2-1. CONTROL VALVES INSTALLATIONS



**SECTION 2 - TURNTABLE**

**FIGURE 2-1. CONTROL VALVES INSTALLATIONS**

ITEM	PART NUMBER	QTY	DESCRIPTION	REV
		Ref	<b>CONTROL VALVES INSTALLATIONS</b>	
4	4640908	1	Counterbalance Valve Assembly (USA Built Machines Only) (SN 0300087000 through 0300137453)	B
4A	7011328	2	Cartridge, Counterbalance	

## SECTION 2 - TURNTABLE

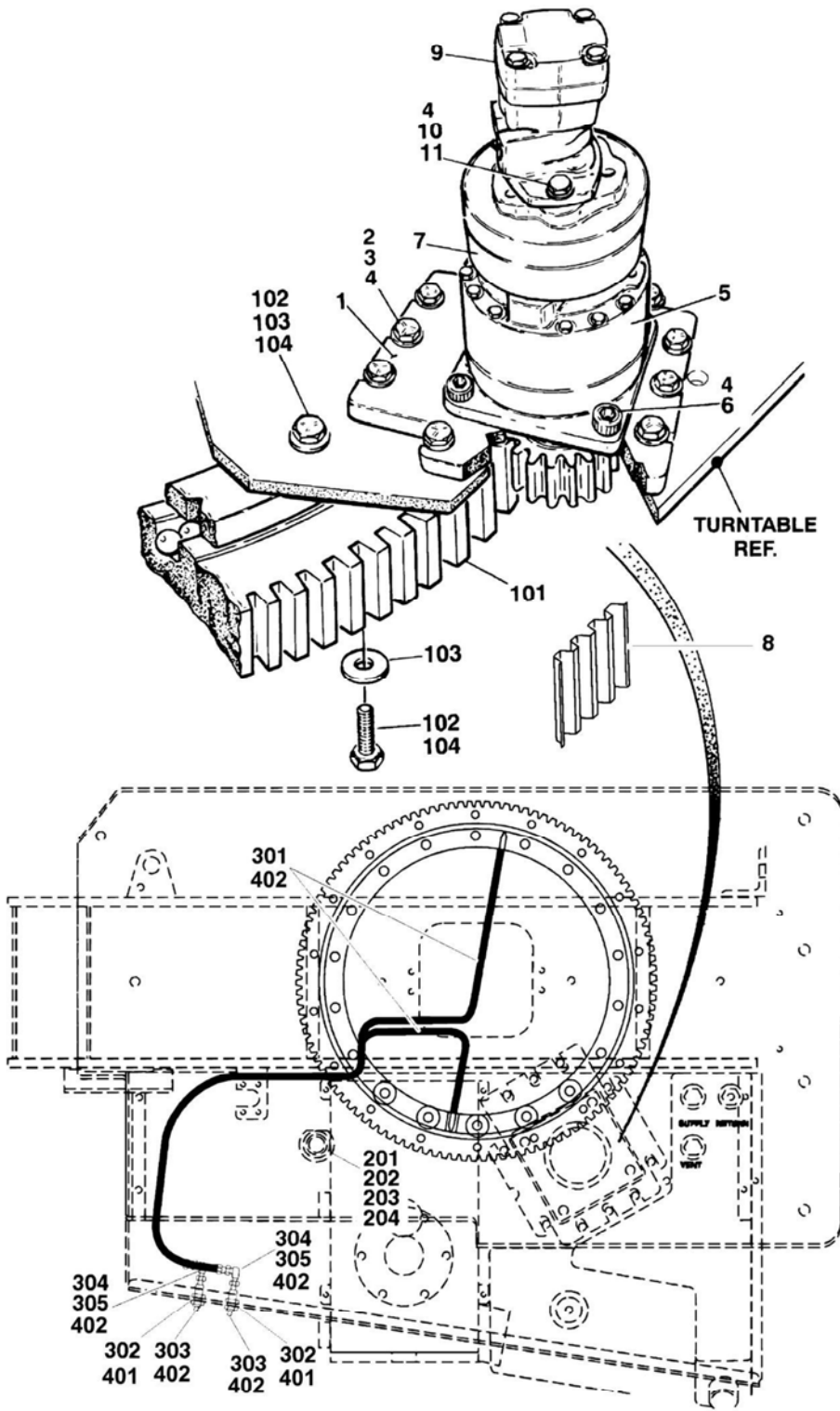
ITEM	PART NUMBER	QTY	DESCRIPTION	REV
4A	2900770	2	Seal Kit - 7011328 Cartridge	
6	4640866	1	Manual Pull Valve Assembly	
6	2900708	1	Seal Kit - 4640866 Valve	
6A	7012959	1	Knob	
10	2120209	1	Hydraulic Pressure Filter Assembly	
10A	2120210	1	Element, Filter	
10B	7020020	1	Manual Indicator	
10C	70000934	1	O-Ring, Filter Bowl (Not Shown)	
13	0641613	2	Bolt 3/8in-16NC x 1-5/8in	
14	4711600	5	Flatwasher 3/8in Thin	
17	4711500	AR	Flatwasher 5/16in Thin	
18	0641514	AR	Bolt 5/16in-18NC x 1-3/4in	
19	0651406	3	Bolt 1/4in-28NF x 3/4in	
20	4711400	19	Flatwasher 1/4in Thin	
21	2120164	1	Return Filter Assembly	B
21A	2120149	1	Element, Filter	
21B	7020021	1	Manual Indicator	
22	2220893	1	Fitting, Adaptor	

**SECTION 2 - TURNTABLE**

ITEM	PART NUMBER	QTY	DESCRIPTION	REV
23	0641416	2	Bolt 1/4in-20NC x 2in	
25	3311405	6	Locknut 1/4in x 20NC	
30	0641414	2	Bolt 1/4in-20NC x 1-3/4in	
31	0641608	3	Bolt 3/8in-16NC x 1in	
43	0100011	AR	Compound, Locking	
44	4060804	16 in/ 40cm	Flex-Trim 3/16in	
45	4060918	79 in/ 1.9m	Flex-Trim 5/8in	
46	4060807	18 in/ 46cm	Flex-Trim 3/8in	

# SECTION 2 - TURNTABLE

## FIGURE 2-5. SWING DRIVE, TURNTABLE BEARING AND LOCK INSTALLATIONS





## SECTION 2 - TURNTABLE

**FIGURE 2-5. SWING DRIVE, TURNTABLE BEARING AND LOCK INSTALLATIONS**

ITEM	PART NUMBER	QTY	DESCRIPTION	REV
		Ref	<b>SWING DRIVE INSTALLATIONS</b>	
	0270329	Ref	<b>USA Built Machines (SN 0300087000 through 0300137452)</b>	C
	1001094828	Ref	<b>USA Built Machines (SN 0300137453 through 0300177361)</b>	C
	1001094828	Ref	<b>China Built Machines (SN B300000100 to Present)</b>	C
1	3537318	1	Plate, Swing Drive Mounting	
2	0642018	10	Bolt 5/8in - 11NC x 2-1/4in	
3	4892000	10	Flatwasher 5/8in Hardened	
4	0100011	AR	Compound, Locking	
5		Ref	Swing Hub Assembly Options:	
5	2780205	1	Hub USA Built Machines (See SWING HUB ASSEMBLY for Breakdown) <b>(SN 0300087000 through 0300137452)</b>	
5	1001101061	1	Hub USA Built Machines (See SWING MOTOR/BRAKE/HUB ASSEMBLY for Breakdown) <b>(SN 0300137453 through 0300177361)</b>	
5	1001101061	1	Hub China Built Machines (See SWING MOTOR/BRAKE/HUB ASSEMBLY for Breakdown) <b>(SN B300000100 to Present)</b>	
6	3932224	4	Bolt 1/2in-13NC x 1-1/2in	
7		Ref	Swing Brake Assembly Options:	
7	0920119	1	Brake USA Built Machines <b>(SN 0300087000 through 0300137452)</b>	
7	7018612	1	Repair Kit - 0920119 Brake (Note: Kit is only repair part available)	
7	1001101061	1	Brake USA Built Machines (See SWING MOTOR/BRAKE/HUB ASSEMBLY for Breakdown) <b>(SN 0300137453 through 0300177361)</b>	
7	1001101061	1	Brake China Built Machines (See SWING MOTOR/BRAKE/HUB ASSEMBLY for Breakdown) <b>(SN B300000100 to Present)</b>	
8	4071009	1	Shim <b>(SN 0300087000 through 0300177361)</b>	
8	4071009	1	Shim <b>(SN B300000100 through E300000917)</b>	
8	1001125492	1	Shim <b>(SN E300000918 to Present)</b>	
9		Ref	Swing Motor Assembly Options:	
9		Ref	Motor USA Built Machines Options: <b>(SN 0300087000 through 0300137452)</b>	
9	3160273	NLA	White Roller Stator Motor (Use p/n 1001110169 See SWING MOTOR ASSEMBLY (WHITE ROLLER STATOR) for Breakdown)	
9	1001110169	1	Parker Motor (See SWING MOTOR ASSEMBLY (PARKER) For Breakdown)	
9	1001101061	1	Motor USA Built Machines (See SWING MOTOR/BRAKE/HUB ASSEMBLY (PARKER/FAIRFIELD) for Breakdown) <b>(SN 0300137453 through 0300177361)</b>	
9	1001101061	1	Motor China Built Machines (See SWING MOTOR/BRAKE/HUB ASSEMBLY (PARKER/FAIRFIELD) for Breakdown) <b>(SN B300000100 to Present)</b>	
10		Ref	Bolt Options:	
10	0681836	2	Bolt 1/2in-13NC x 4-1/2in USA Built Machines <b>(SN 0300087000 through 0300137452)</b>	
10		Ref	Bolt USA Built Machines (See SWING MOTOR/BRAKE/HUB ASSEMBLY for Breakdown) <b>(SN 0300137453 through 0300177361)</b>	
10		Ref	Bolt China Built Machines (See SWING MOTOR/BRAKE/HUB ASSEMBLY for Breakdown) <b>(SN B300000100 to Present)</b>	
11		Ref	Flatwasher 1/2in Hardened Options:	

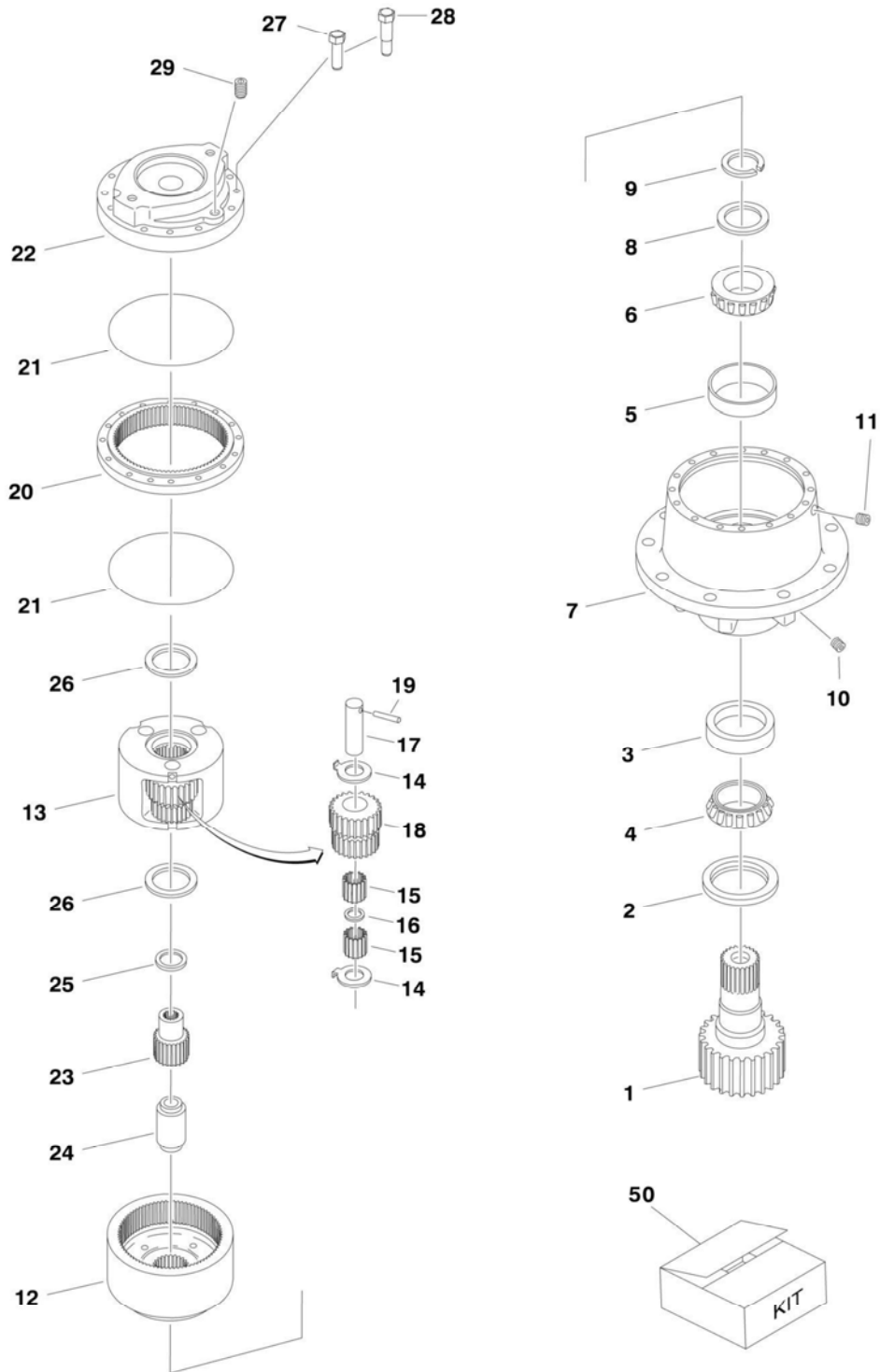
## SECTION 2 - TURNTABLE

ITEM	PART NUMBER	QTY	DESCRIPTION	REV
11	4891800	2	Flatwasher USA Built Machines (SN 0300087000 through 0300137452)	
11		Ref	Flatwasher USA Built Machines (See SWING MOTOR/BRAKE/HUB ASSEMBLY for Breakdown) (SN 0300137453 through 0300177361)	
11		Ref	Flatwasher China Built Machines (See SWING MOTOR/BRAKE/HUB ASSEMBLY for Breakdown) (SN B300000100 to Present)	
		Ref	<b>TURNTABLE BEARING INSTALLATIONS</b>	
	0254798	Ref	<b>USA Built Machines (SN 0300087000 through 0300112399)</b>	2-B
	1001095359	Ref	<b>USA Built Machines (SN 0300112400 through 0300118364)</b>	2-B
	0254798	Ref	<b>USA Built Machines (SN 0300118365 through 0300177361)</b>	2-B
	0254798	Ref	<b>China Built Machines (SN B300000100 to Present)</b>	2-B
101	0440207	NLA	Bearing, Turntable	
102	0682016	36	Bolt 5/8in - 11NC x 2in (Grade 8)	
103	4892000	36	Flatwasher 5/8in Hardened	
104	0100019	AR	Compound, Locking	
	0255410	Ref	<b>TURNTABLE LOCK INSTALLATION</b>	B
201	4844958	1	Pin	
202	3421565	1	Pin, Snap	
203	3760170	2	Ring, Quick Release	
204	1260017	9 in/23cm	Chain	
	0255444	Ref	<b>REMOTE BEARING LUBE INSTALLATION (SN 0300087000 through 0300177361, SN E300000100 through E300002815)</b>	2-E
301	2751032	2	Hose, Grease	
302	2180344	2	Fitting, Bulkhead	
303	2160002	2	Fitting, Grease	
304	2220001	2	Fitting, Straight	
305	2220063	2	Fitting, 90	
	1001236973	Ref	<b>REMOTE BEARING LUBE INSTALLATION (SN E300002816 to Present)</b>	A
401	4711600	4	Washer 3/8	
402	1001151646	2	Hose (Includes Fittings)	



# SECTION 2 - TURNTABLE

FIGURE 2-6. SWING HUB ASSEMBLY (USA BUILT MACHINES) (SN 0300087000 through 0300137452)



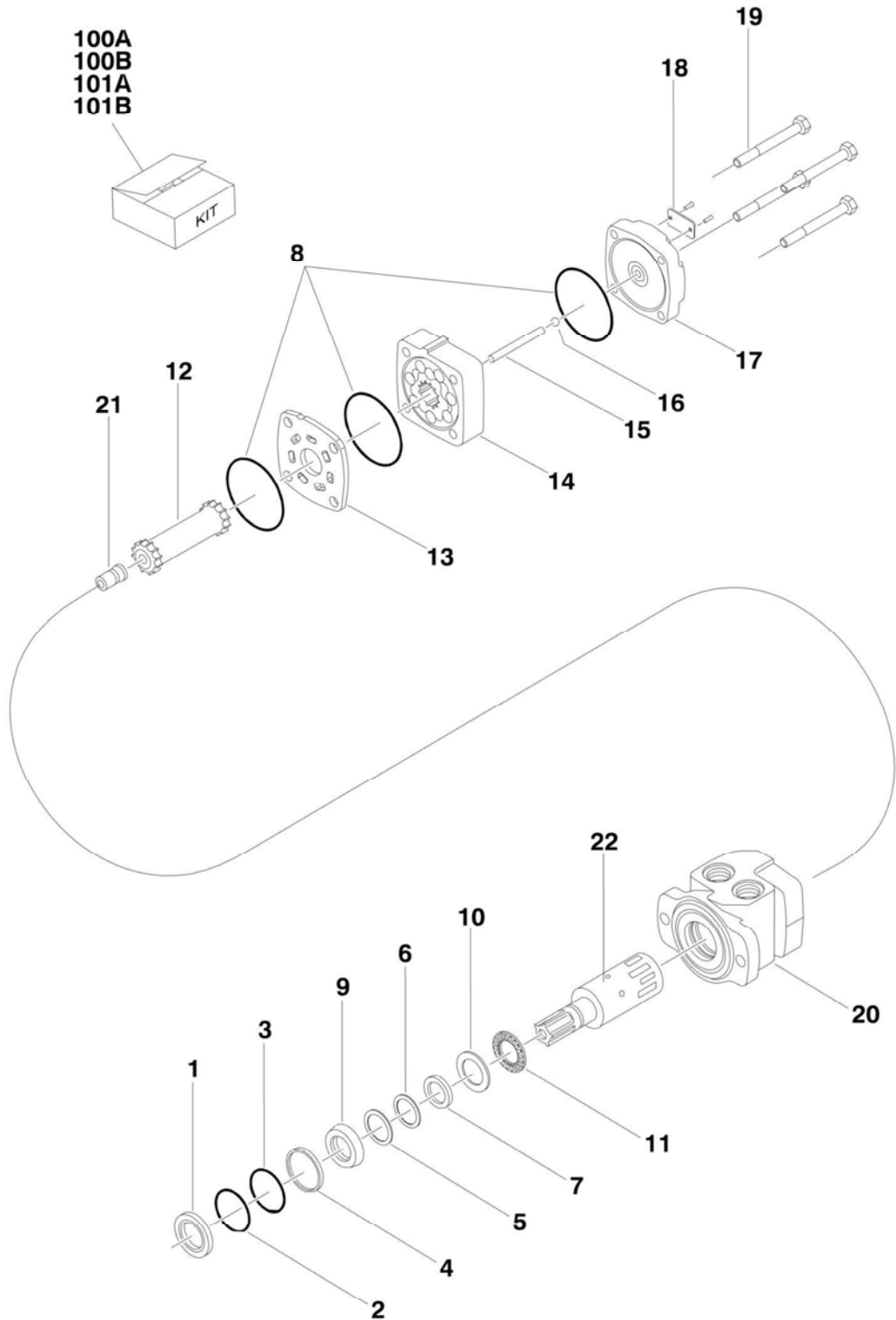
**SECTION 2 - TURNTABLE**

**FIGURE 2-6. SWING HUB ASSEMBLY (USA BUILT MACHINES) (SN 0300087000 through 0300137452)**

ITEM	PART NUMBER	QTY	DESCRIPTION	REV
	2780205	Ref	<b>SWING HUB ASSEMBLY</b>	B
		Ref	<b>Housing Assembly</b>	
1	7010492	1	Shaft, Output	
2	7000228	1	Seal, Lip	
3	7000255	1	Cup, Bearing	
4	7000256	1	Cone, Bearing	
5	7000257	1	Cup, Bearing	
6	7000258	1	Cone, Bearing	
7	7017089	1	Housing	
8	7007633	1	Thrustwasher	
9	7000229	1	Ring, Retaining	
10	7010494	2	Pipe, Plug	
11	7001928	2	Pipe, Plug	
12	7000246	2	Gear, Internal	
		Ref	<b>Carrier Assembly</b>	
13	7001931	1	Carrier	
14	7001985	6	Thrustwasher, Tanged	
15	7001909	96	Bearing, Needle	
16	7000263	3	Spacer, Thrust	
17	7001911	3	Shaft, Planet	
18	7001987	3	Gear, Cluster	
19	7010474	3	Roll Pin	
20	7001988	1	Ring Gear	
21	7000230	2	O-Ring	
22	7000209	1	Cover, Input	
23	7010488	1	Gear, Sun	
24	7000269	1	Spacer, Input	
25	7000270	1	Thrustwasher	
26	7000253	2	Thrustwasher	
27	7000217	8	Bolt	
28	7000214	4	Bolt, Shoulder	
29	7000242	1	Pipe, Plug	
50	7024100	1	Seal Kit (Includes Items 2, 9, 21 & 26)	

## SECTION 2 - TURNTABLE

FIGURE 2-7. SWING MOTOR ASSEMBLY (WHITE ROLLER STATOR) (USA BUILT MACHINES) (SN 0300087000 through 0300137452)



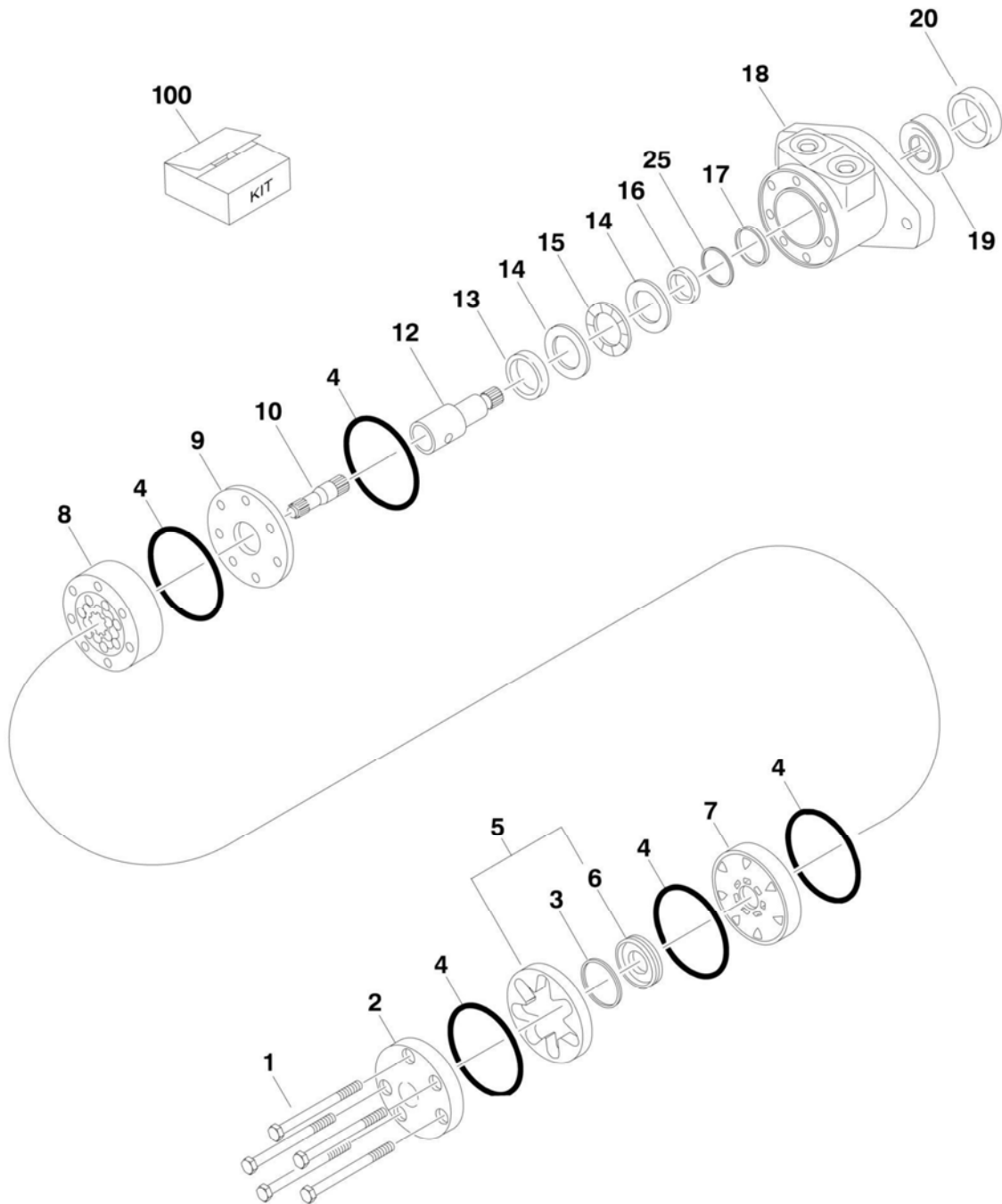
**SECTION 2 - TURNTABLE**

**FIGURE 2-7. SWING MOTOR ASSEMBLY (WHITE ROLLER STATOR) (USA BUILT MACHINES) (SN 0300087000 through 0300137452)**

ITEM	PART NUMBER	QTY	DESCRIPTION	REV
	3160273	Ref	<b>SWING MOTOR ASSEMBLY (WHITE ROLLER STATOR)</b>	D
1	7005881	1	Seal, Dust	
2	7005881	1	Ring, Split Wire	
3	7005881	1	Shim, Metal Back-up	
4	7005881	1	Seal, High Pressure	
5	7005881	1	Shim, Metal Back-up	
6	7005881	1	Seal, Teflon Back-up	
7	7005881	1	Seal, Shaft	
8	7005881	3	Seal, Body	
9	7005882	1	Carrier, Seal	
10	7005882	1	Thrustwasher	
11	7016422	1	Bearing, Thrust	
12	7005889	1	Link, Drive	
13	7016423	1	Plate, Wear	
14	7005890	1	Rotor Assembly	
15	7005891	1	Pin, Drive Link	
16	7016424	1	Ball	
17	7016424	1	Cover, End	
18	See Note	NSS	Tag, I.D. (Note: Not Available for Purchase)	
19	7005892	4	Bolt	
20	7016425	1	Housing	
21	7005893	1	Plug, Cooling	
22	7016426	1	Shaft	
100		Ref	Seal Kit Options:	
100A	7005881	1	Seal Kit (Includes Items 1-8)	
100B	7005882	1	Seal Carrier Kit (Includes Items 9 & 10)	
101		Ref	Repair Kit Options:	
101A	7016424	1	End Cover Kit (Includes Items 16 & 17)	
101B	7016427	1	Housing/Shaft Kit (Includes Items 20-22)	

## SECTION 2 - TURNTABLE

FIGURE 2-8. SWING MOTOR ASSEMBLY (PARKER) (USA BUILT MACHINES) (SN 0300087000 through 0300137452)





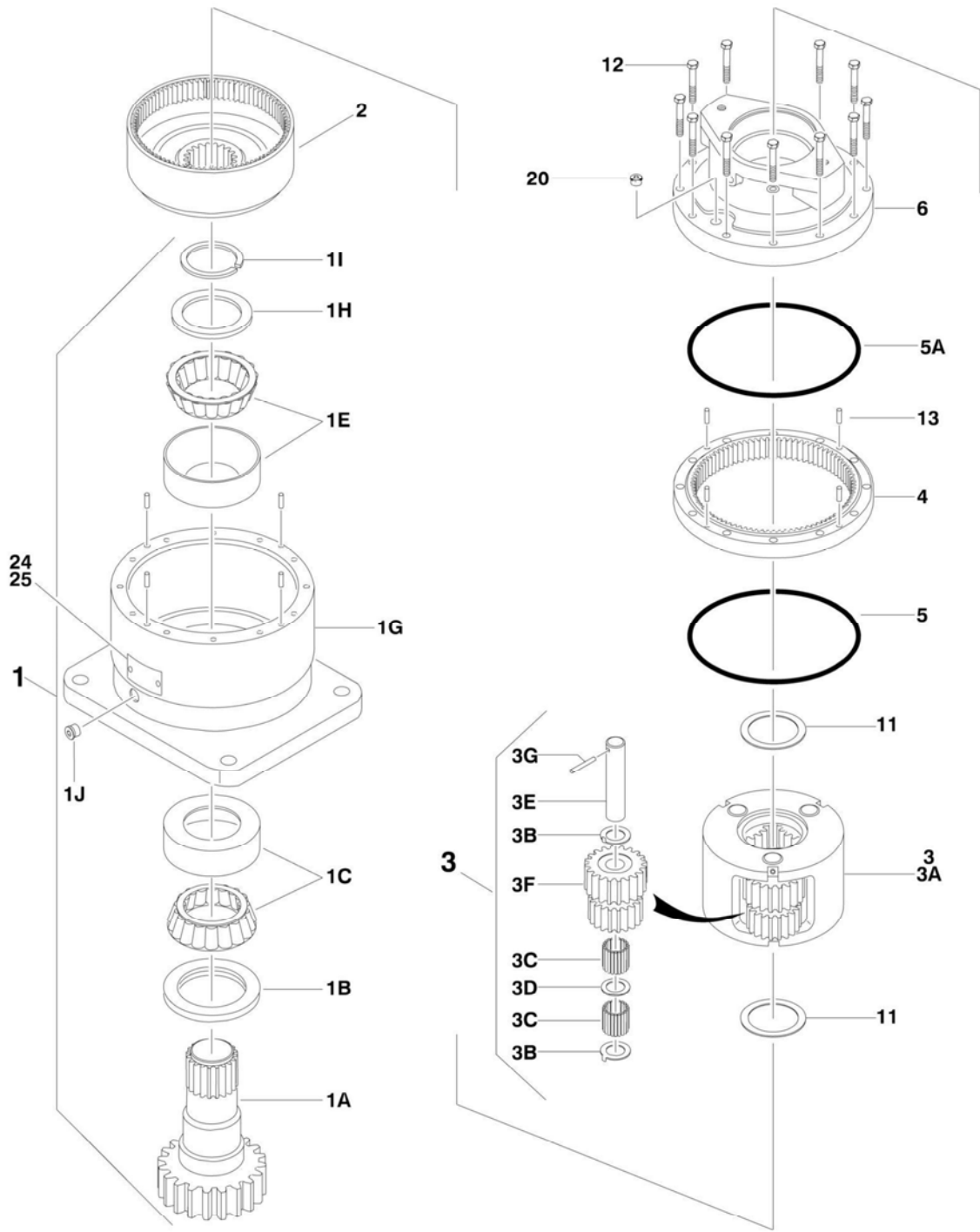
## SECTION 2 - TURNTABLE

**FIGURE 2-8. SWING MOTOR ASSEMBLY (PARKER) (USA BUILT MACHINES) (SN 0300087000 through 0300137452)**

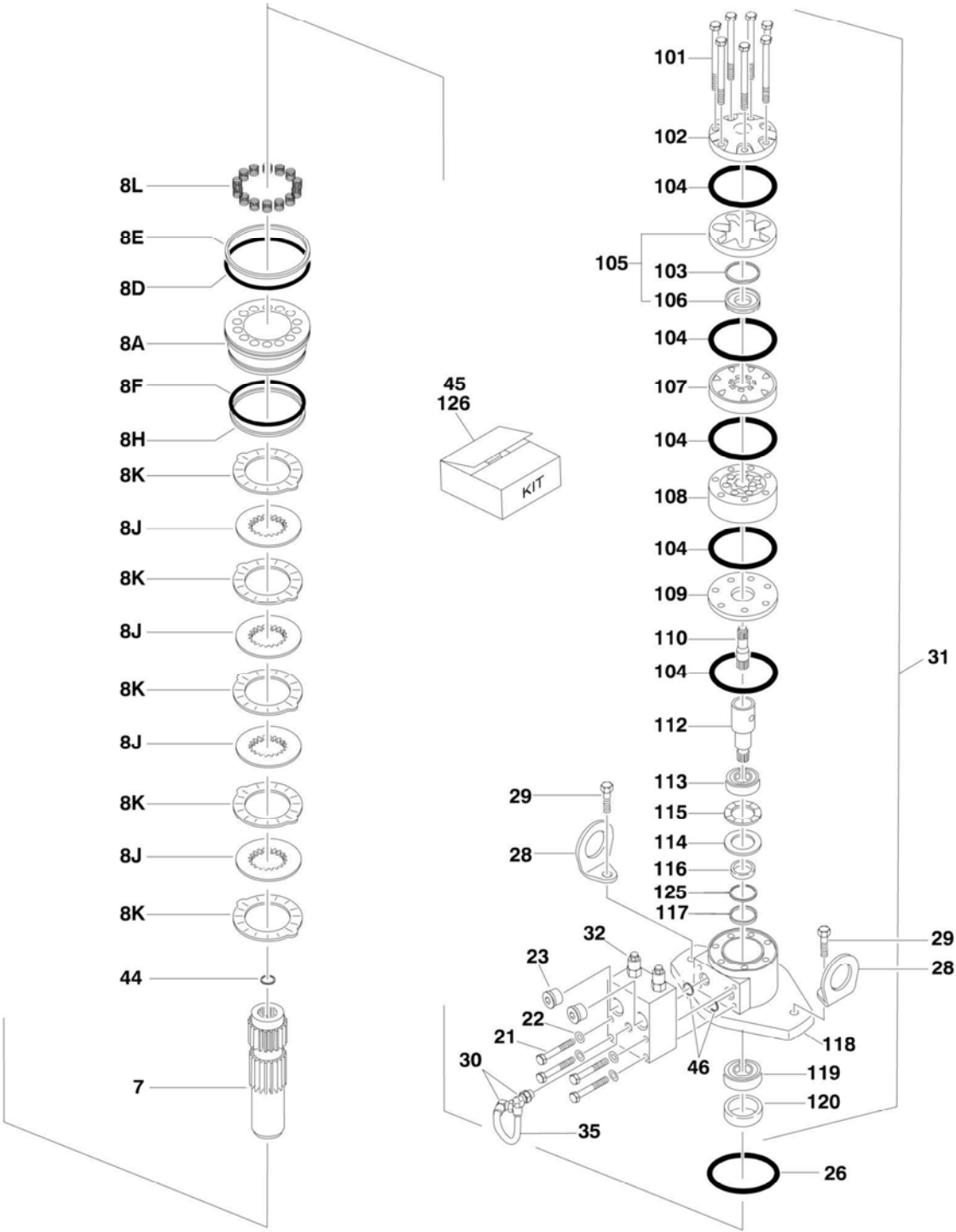
ITEM	PART NUMBER	QTY	DESCRIPTION	REV
	1001110169	Ref	<b>SWING MOTOR ASSEMBLY (PARKER)</b>	B
1	70002243	5	Bolt	
2	7004035	1	Cover, End	
3	See Note	NSS	Seal, Commutator (Note: Use Item 100)	
4	See Note	NSS	Seal, Ring (Note: Use Item 100)	
5	7024453	1	Commutator and Ring Assembly	
6	7024453	1	Ring	
7	7024379	1	Manifold	
8	70002208	1	Rotor Set	
9	7024380	1	Plate, Wear	
10	83304150	1	Link, Drive	
12	7024395	1	Shaft, Coupling	
13	7024381	1	Bushing, Bronze	
14	7004043	2	Thrustwasher	
15	7004044	1	Bearing, Thrust	
16	See Note	NSS	Seal, Inner (Note: Use Item 100)	
17	See Note	NSS	Washer, Back-up (Note: Use Item 100)	
18	1001110169	NSS	Housing (Note: Not Available for Purchase)	
19	7024390	1	Bearing	
20	See Note	NSS	Seal (Note: Use Item 100)	
25	See Note	NSS	Washer, Back-up (Note: Use Item 100)	
100	7024389	1	Seal Kit (Includes Items 3, 4, 16, 17, 20 & 25)	

## SECTION 2 - TURNTABLE

FIGURE 2-9. SWING MOTOR/BRAKE/HUB ASSEMBLY (PARKER/FAIRFIELD) (USA BUILT MACHINES AND CHINA BUILT MACHINES) (SN 0300137453 through 0300177361, SN B300000100 to Present)



# SECTION 2 - TURNTABLE



## SECTION 2 - TURNTABLE

**FIGURE 2-9. SWING MOTOR/BRAKE/HUB ASSEMBLY (PARKER/FAIRFIELD) (USA BUILT MACHINES AND CHINA BUILT MACHINES) (SN 0300137453 through 0300177361, SN B300000100 to Present)**

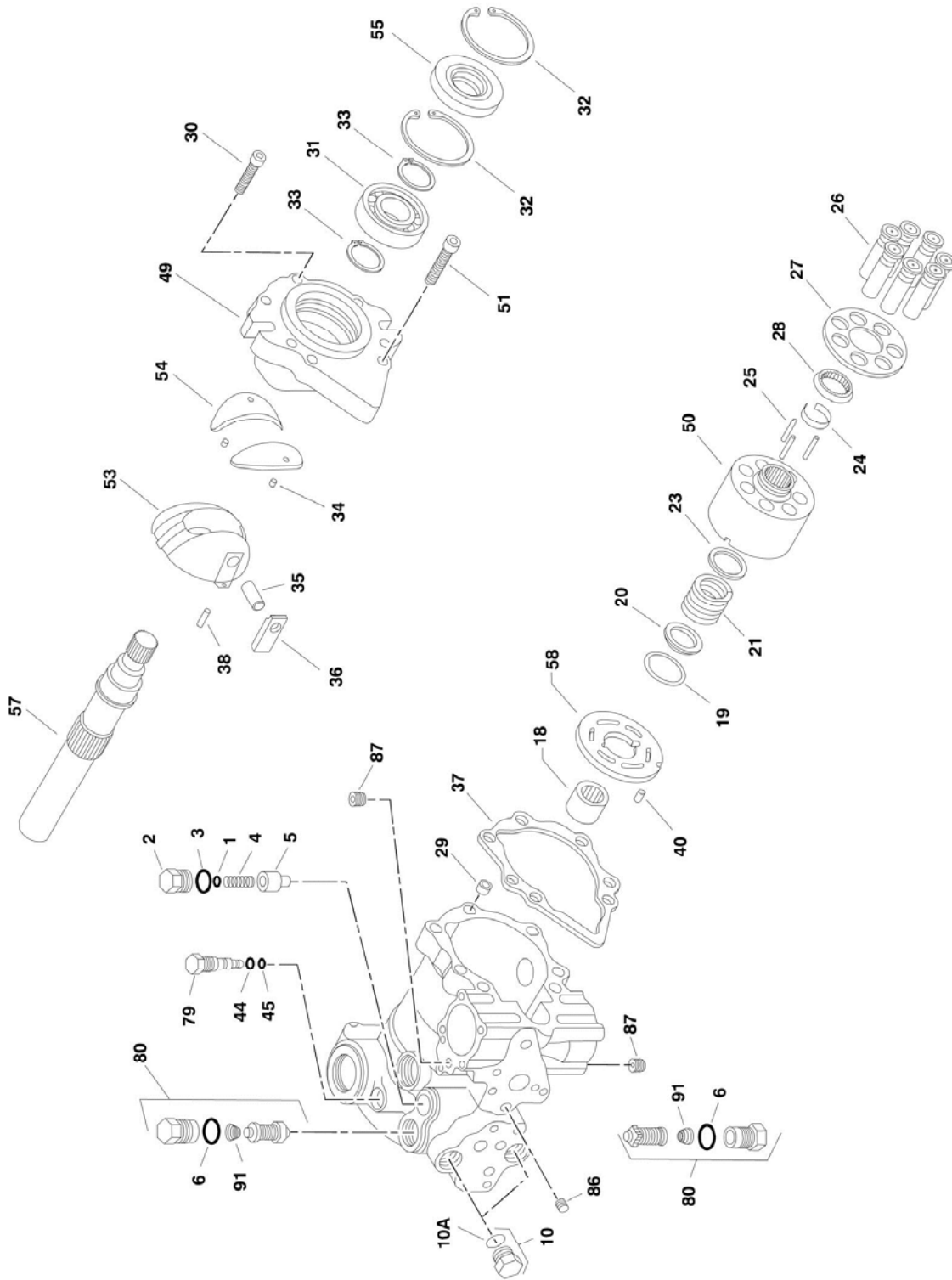
ITEM	PART NUMBER	QTY	DESCRIPTION	REV
	1001101061	Ref	<b>SWING MOTOR/HUB ASSEMBLIES</b>	A
1	1001101061	1	Housing/Shaft Assembly (Note: Not Available for Purchase)	
1A	7010492	1	Shaft, Output	
1B	7000228	1	Seal, Lip	
1C	7000255	1	Bearing Kit (Includes Cup and Cone)	
1E	7000257	1	Bearing Kit (Includes Cup and Cone)	
1G	1001101061	1	Housing (Note: Not Available for Purchase)	
1H	7007633	1	Thrustwasher	
1I	7000229	1	Ring, Retaining	
1J	7017072	1	Plug, Pipe	
2	7000246	1	Gear, Internal	
3	80424002	1	Carrier Assembly	
3A	7001931	1	Carrier	
3B	7001985	6	Washer, Tanged	
3C	7001909	96	Bearing, Needle	
3D	7000263	3	Thrustwasher	
3E	7001911	3	Shaft, Planet	
3F	7001912	3	Gear, Cluster	
3G	7010474	3	Roll Pin	
4	7000248	1	Gear, Ring	
5	7000230	1	O-Ring (Black)	
5A	7017070	1	O-Ring (White)	
6	1001101061	1	Housing, Brake (Note: Not Available for Purchase)	
7	70002065	1	Gear, Sun	
8		Ref	<b>Brake Components</b>	
8A	70000782	1	Piston, Brake	
8D	70002070	1	O-Ring	
8E	70002071	1	Ring, Back-up	
8F	70002073	1	O-Ring	
8H	70002072	1	Ring, Back-up	
8J	70002067	4	Rotor, Brake	
8K	70002068	5	Stator, Brake	
8L	70002066	14	Spring, Brake	
11	7000253	2	Thrustwasher	
12	7000217	12	Bolt 5/16in-18NC x 2-1/4in (Grade 8)	
13	7017080	4	Pin, Dowel	
20	7017072	1	Plug, Pipe	
21	7024704	4	Bolt 5/16in-18NC x 2in (Grade 8)	
22	See Note	4	Lockwasher (Note: Not Available for Purchase)	
23	7017023	2	Plug, Pipe	
24	See Note	NSS	Plate, ID (Note: Not Available for Purchase)	
25	7000281	2	Screw, Drive	
26	7024763	1	O-Ring	
28	See Note	NSS	Lug, Lifting (Note: Not Available for Purchase)	
29	70002069	2	Bolt 1/2in-13NC x 2in (Grade 8)	
30	7017085	2	Elbow	
31	70002075	1	Motor Assembly (See Items 101-121 for Breakdown)	
32	7024784	1	Valve (No Serviceable Parts)	
33	7017082	1	Plug, Pipe (Not Shown)	

## SECTION 2 - TURNTABLE

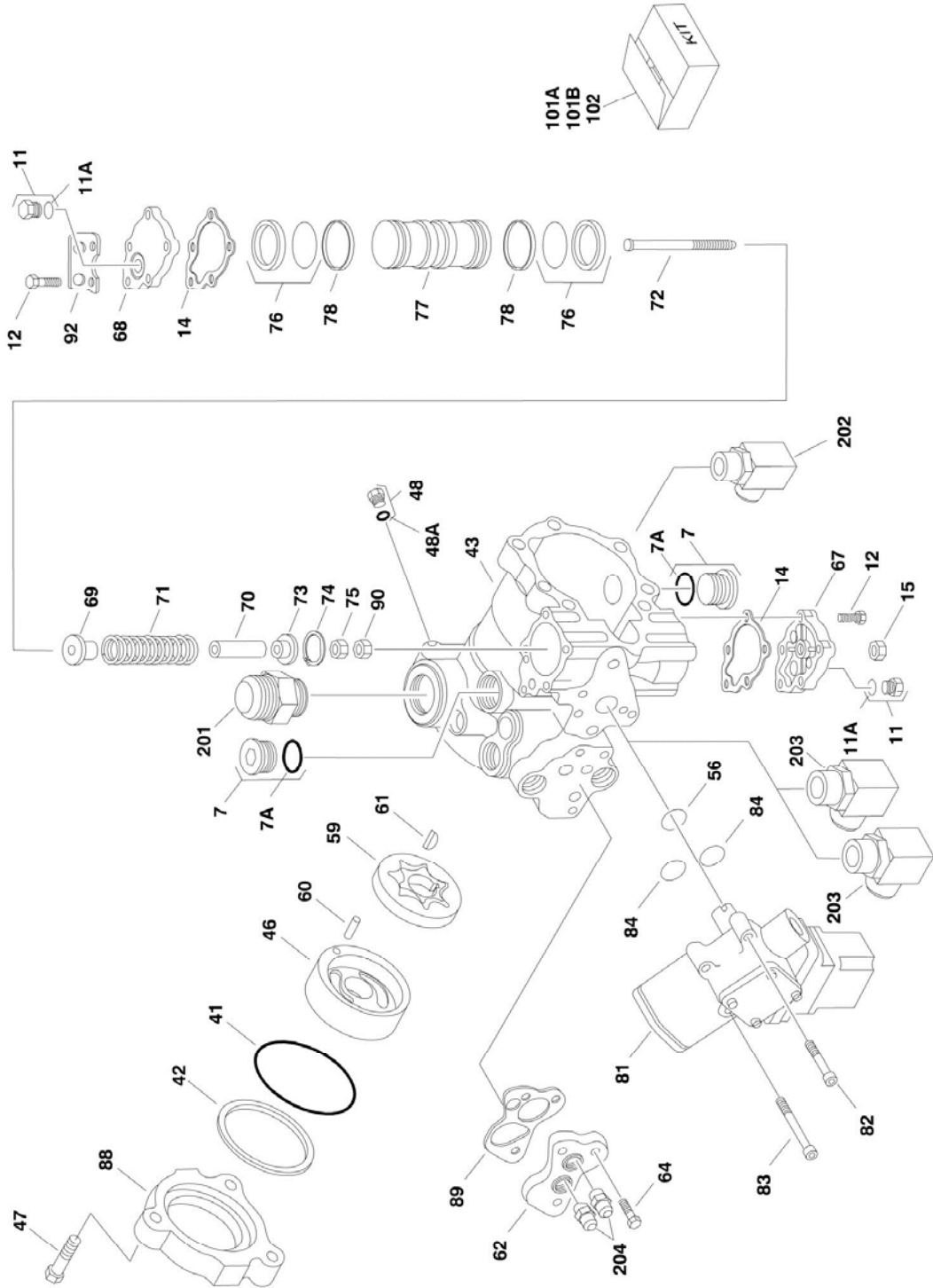
ITEM	PART NUMBER	QTY	DESCRIPTION	REV
35	70002074	1	Tube	
44	7017028	1	Ring, Retaining	
45	7024100	1	Seal Kit - Swing Hub (Includes Items 1B, 1I, 5, 5A & 11)	
46	7000213	2	O-Ring	
	70002075	Ref	<b>MOTOR ASSEMBLY</b>	
101	7024454	6	Bolt	
102	7004035	1	Cover, End	
103	See Note	NSS	Seal, Commutator (Note: Use Item 126)	
104	See Note	NSS	Seal, Ring (Note: Use Item 126)	
105	7024453	1	Commutator and Ring Assembly	
106	See Note	NSS	Ring (Note: Use Item 105)	
107	7024379	1	Manifold	
108	7024455	1	Rotor Set	
109	7024380	1	Plate, Wear	
110	7024456	1	Link, Drive	
112	7024458	1	Shaft, Coupling	
113	7024381	1	Bushing, Bronze	
114	7004043	1	Thrustwasher	
115	7004044	1	Bearing, Thrust	
116	See Note	NSS	Seal, Inner (Note: Use Item 126)	
117	See Note	NSS	Washer, Back-up (Note: Use Item 126)	
118	70002075	1	Housing (Note: Not Available for Purchase)	
119	7024390	1	Bearing	
120	See Note	NSS	Seal (Note: Use Item 126)	
125	See Note	NSS	Washer, Back-up (Note: Use Item 126)	
126	7024396	1	Seal Kit, Motor (Includes Items 103, 104, 116, 117, 120 & 125)	

# SECTION 2 - TURNTABLE

## FIGURE 2-16. PISTON PUMP ASSEMBLY



# SECTION 2 - TURNTABLE



## SECTION 2 - TURNTABLE

### FIGURE 2-16. PISTON PUMP ASSEMBLY

ITEM	PART NUMBER	QTY	DESCRIPTION	REV
	M388-511-01	Ref	<b>PISTON PUMP ASSEMBLY</b>	A
1	7007413	1	Shim Kit	
2	7007414	1	Plug	
3	See Note	NSS	O-Ring (Note: Use Item 101A)	
4	7021200	1	Spring, Relief Valve	
5	7007417	1	Valve, Relief	
6	See Note	NSS	O-Ring (Note: Use Item 101A)	
7	7007419	2	Plug	
7A	7007418	2	O-Ring	
10	7007470	2	Plug	
10A	7021256	2	O-Ring	
11	7007470	2	Plug	
11A	7021256	2	O-Ring	
12	7021223	10	Screw	
14	See Note	NSS	Gasket, Servo Cover (Note: Use Item 101A)	
15	7007423	1	Nut, Special	
18	7007425	1	Bearing, Needle	
19	See Note	NSS	Ring, Retaining (Note: Use Item 102)	
20	See Note	NSS	Washer (Note: Use Item 102)	
21	See Note	NSS	Spring (Note: Use Item 102)	
23	See Note	NSS	Washer (Note: Use Item 102)	
24	See Note	NSS	Retainer (Note: Use Item 102)	
25	See Note	NSS	Pin, Slipper Holddown (Note: Use Item 102)	
26	See Note	NSS	Piston Assembly (Note: Use Item 102)	
27	See Note	NSS	Retainer, Slipper (Note: Use Item 102)	
28	See Note	NSS	Guide, Retainer (Note: Use Item 102)	
29	7007435	1	Pin, Spring	
30	7021202	1	Screw	
31	7007437	1	Bearing, Ball	
32	7007438	2	Ring, Retainer	
33	7007439	2	Ring	
34	7021203	2	Pin, Spring	
35	7007441	1	Handle, Pin	
36	7007442	1	Sleeve, Bearing	
37	See Note	NSS	Gasket, Front Cover (Note: Use Item 101A)	
38	7007444	1	Pin	
40	7007446	1	Pin	
41	See Note	NSS	O-Ring (Note: Use Item 101A)	
42	See Note	NSS	Ring, Load Temper (Note: Use Item 101A)	
43	7023977	1	Housing, Pump	
44	See Note	NSS	Ring, Back-up (Note: Use Item 101A)	
45	See Note	NSS	O-Ring (Note: Use Item 101A)	
46	7007452	1	Cover, Gerotor	
47	7007453	3	Bolt, Hex	
48	7007208	1	Plug	
48A	7007207	1	O-Ring	
49	7007454	1	Cover, Front	
50	7010116	1	Block, Cylinder	
51	7021207	6	Screw	
53	7007457	1	Swash Plate	



## SECTION 2 - TURNTABLE

ITEM	PART NUMBER	QTY	DESCRIPTION	REV
54	7021212	1	Journal, Bearing	
55	7007459	1	Seal, Lip	
56	See Note	NSS	O-Ring (Note: Use Item 101A)	
57	7010121	1	Shaft, Main Pump	
58	7021214	1	Plate, Valve	
59	7007463	1	Gerotor Assembly	
60	7007464	1	Pin	
61	7007465	1	Key, Woodruff	
62	7007466	1	Adaptor, Remote Filtration (Without By-Pass)	
64	7021218	3	Screw	
67	7021220	1	Cover, Servo (Without Adjuster)	
68	7021219	1	Cover, Servo (Without Adjuster)	
69	7023979	1	Guide, Spring	
70	7007484	1	Stop, Servo	
71	7007485	1	Spring	
72	7021221	1	Screw	
73	7007487	1	Guide, Spring	
74	7007488	1	Ring, Retaining	
75	7021222	1	Locknut	
76	See Note	NSS	Ring, Piston (Note: Use Item 101A or 101B)	
77	7007494	1	Piston, Servo	
78	See Note	NSS	O-Ring (Note: Use Item 101A or 101B)	
79	7007472	1	Valve, Bypass	
80	7024851	2	Valve, Pressure Relief (Includes Item 6)	
81	M388-500-01	1	Control, Dual Oil-Filled	
82	7001498	2	Screw	
83	7007478	2	Screw	
84	7001433	2	O-Ring	
86	7007475	1	Plug, Orifice/Screen (.156)	
87	7007477	2	Plug, Orifice (.37)	
88	7007476	1	Adapter, Auxiliary Pump	
89	7021217	1	Spacer/Gasket	
90	7021206	1	Nut	
91	7024800	2	Spring	
92	7021201	1	Bracket, Lifting	
101		Ref	Seal Kit Options:	
101A	7021232	1	Seal Kit - Complete (Includes Items 3, 6, 14, 37, 41, 42, 44, 45, 55, 56, 76, 78 & 89)	
101B	7007412	1	Seal Kit - Servo Piston (Includes Items 76 & 78)	
102	7010116	1	Cylinder Block Kit (Includes Items 19-28 & 50)	
		Ref	<b>PISTON PUMP AND FITTING ASSEMBLY</b>	
	3600396	Ref	<b>Caterpillar Engine Machines</b>	A
	3600396	Ref	<b>Ford Engine Machines</b>	C
	1001117799	Ref	<b>Deutz Engine Machines</b>	C
	3600396	Ref	<b>GM Engine Machines (SN 0300087000 through 0300109297)</b>	C
	1001093410	Ref	<b>GM Engine Machines (SN 0300109298 through 0300177361)</b>	B
201		Ref	Fitting, Straight Options:	
201	2220479	1	Caterpillar/Ford/GM Engine (USA Built Machines) (SN 0300087000 through 0300109297)	

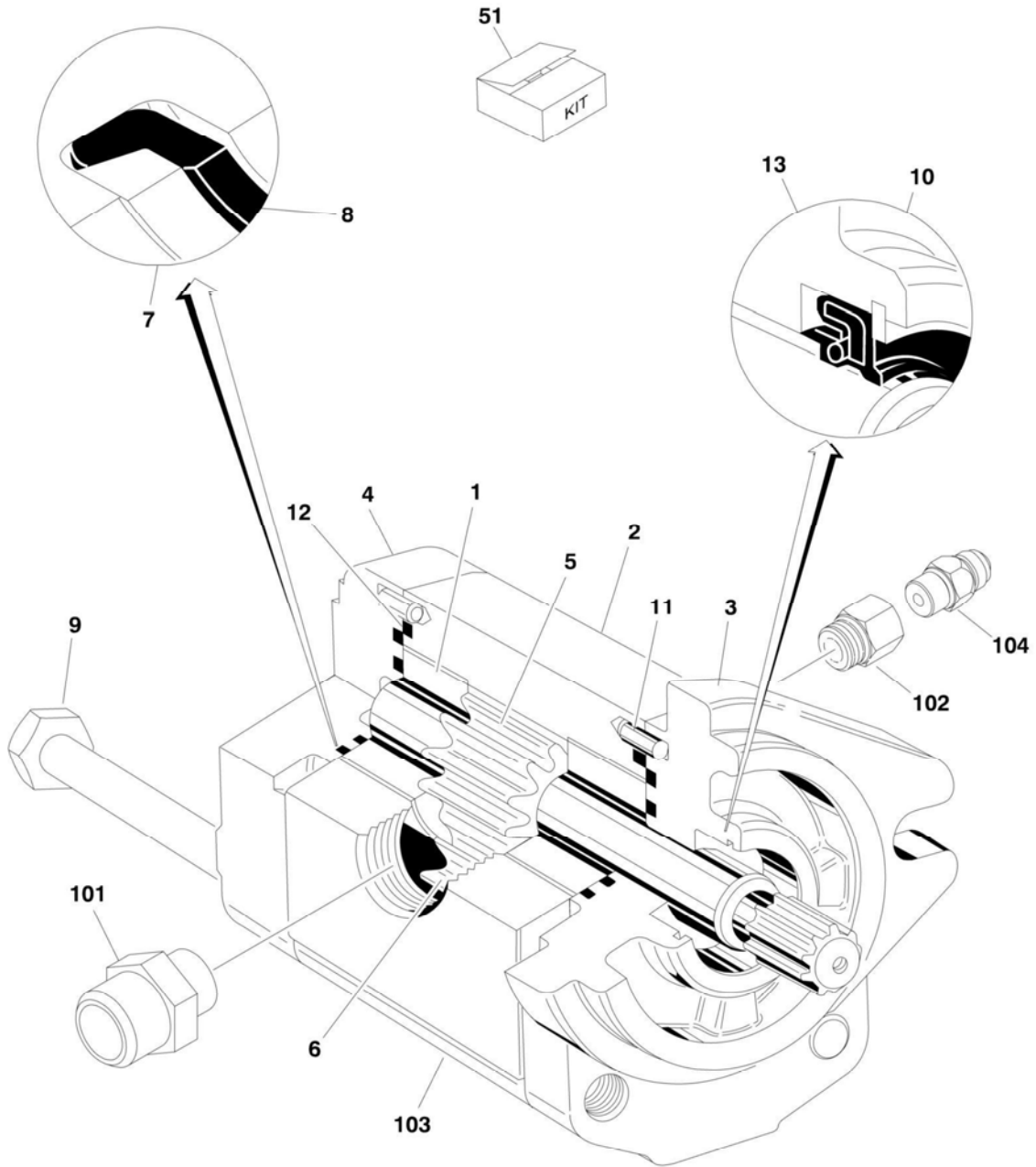
## SECTION 2 - TURNTABLE

ITEM	PART NUMBER	QTY	DESCRIPTION	REV
201	2220377	1	Caterpillar/Ford/GM Engine (USA Built Machines) (SN <b>0300109298 through 0300177361</b> )	
201	2220377	1	Caterpillar Engine (China Built Machines) (SN <b>B300000100 to Present</b> )	
201	2220479	NLA	Deutz Engine (Use p/n 2220377)	
202		Ref	Fitting, 90 Options	
202	2220578	1	3600396 Pump	
202	8770157	1	1001093410 Pump	
203	2220646	2	Fitting, 90	
204	2220947	2	Fitting, Straight	



# SECTION 2 - TURNTABLE

## FIGURE 2-17. GEAR PUMP ASSEMBLY



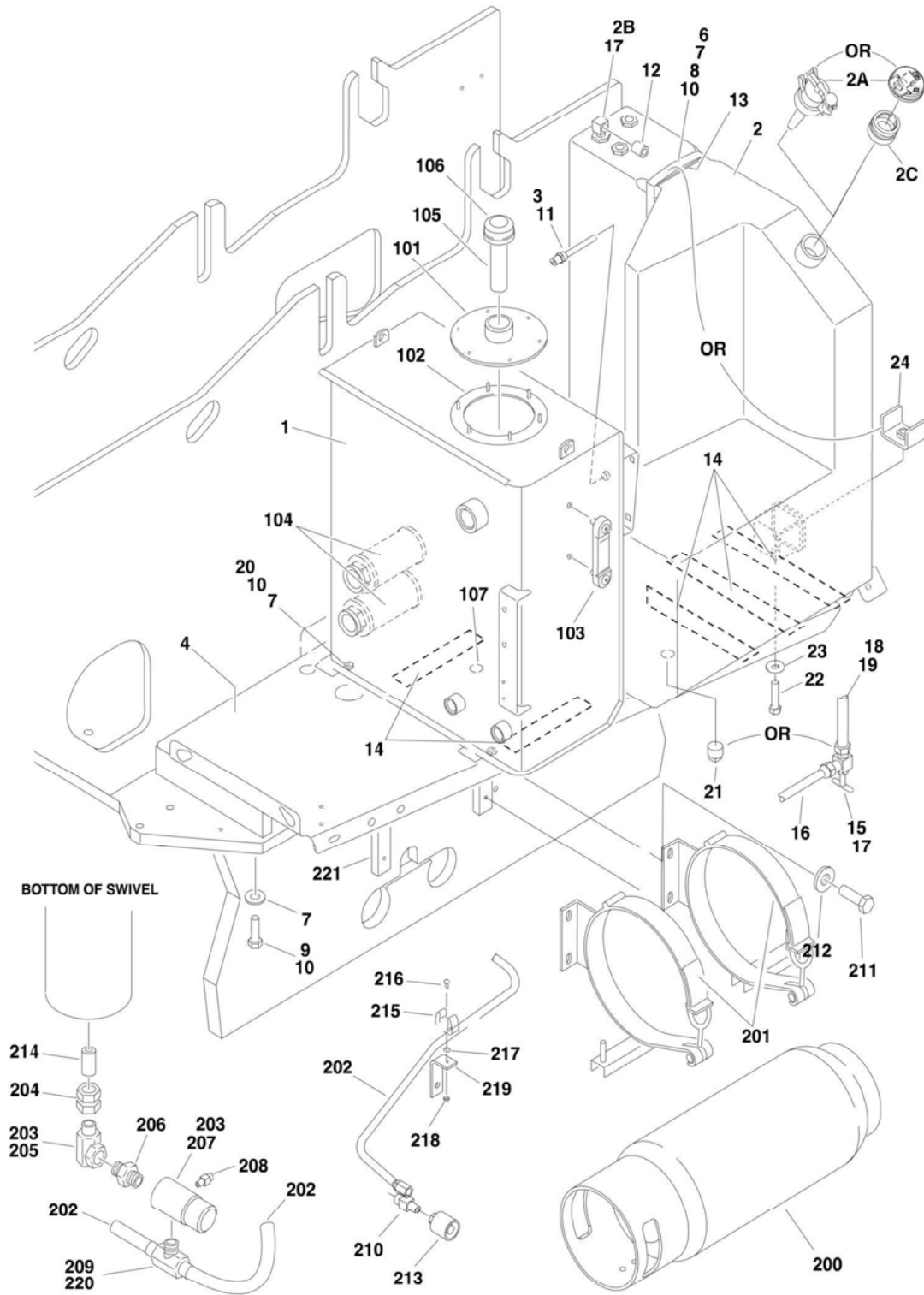
**SECTION 2 - TURNTABLE**

**FIGURE 2-17. GEAR PUMP ASSEMBLY**

ITEM	PART NUMBER	QTY	DESCRIPTION	REV
	3600242	Ref	<b>GEAR PUMP ASSEMBLY</b>	
1	7010105	2	Bearing/Bushing	
2	See Note	NSS	Housing (Note: Use p/n 3600242)	
3	See Note	NSS	Flange (Note: Use p/n 3600242)	
4	7010103	1	Cover	
5	7012987	1	Gear, Drive	
6	7012988	1	Gear, Idler	
7	See Note	NSS	Ring, Anti-Extrusion (Note: Use Item 51)	
8	See Note	NSS	Seal (Note: Use Item 51)	
9	See Note	4	Bolt (Note: Not Available for Purchase)	
10	7010104	1	Ring, Retaining	
11	See Note	4	Pin, Dowel (Note: Not Available for Purchase)	
12	See Note	NSS	Seal, O-Ring (Note: Use Item 51)	
13	See Note	NSS	Seal, Shaft (Note: Use Item 51)	
51	7007489	1	Seal Kit (Includes Items 7, 8, 12 & 13)	
	3600395	Ref	<b>GEAR PUMP AND FITTING ASSEMBLY</b>	B
101	2220376	1	Fitting, Straight	
102	2220810	1	Fitting, Reducer	
103	3600242	1	Pump (Includes Items 1-13)	
104	4640744	1	Fitting, Check Valve	

# SECTION 2 - TURNTABLE

## FIGURE 2-18. TANK INSTALLATIONS



**SECTION 2 - TURNTABLE**

**FIGURE 2-18. TANK INSTALLATIONS**

ITEM	PART NUMBER	QTY	DESCRIPTION	REV
		Ref	<b>Note: Gas Machines Only Available as USA Built Machines.</b>	
		Ref	<b>TANK INSTALLATIONS</b>	
	0255409	Ref	<b>Diesel Machines</b>	I
	0270395	Ref	<b>Gas Machines (SN 0300087000 through 0300140988)</b>	E
	1001116340	Ref	<b>Gas Machines (SN 0300140989 through 0300177361)</b>	B
1		Ref	Hydraulic Tank Assembly Options (See Items 101-107 for Breakdown):	
1	4400454	NLA	Tank (Use p/n 1001151268) <b>(SN 0300087000 through 0300177361)</b>	
1	4400454	NLA	Tank (Use p/n 1001151268) <b>(SN B300000100 through B300001018)</b>	
1	1001151268	1	Tank <b>(SN B300001019 to Present)</b>	
		Ref	Tank, Fuel Options:	
2	M389-240-01	1	Tank Diesel Machines	
4	4844964	1	Hydraulic Tray Weldment	
6		Ref	Strap, Tank Options (Not Required on UL Machines):	
6	4240102	0	Diesel Machines	
6	4240102	0	Gas Machines <b>(SN 0300087000 through 0300140988)</b>	
6	Not Required	0	Gas Machines <b>(SN 0300140989 through 0300177361)</b>	

## SECTION 2 - TURNTABLE

ITEM	PART NUMBER	QTY	DESCRIPTION	REV
7	4751600	AR	Flatwasher 3/8in Regular	
8	3311601	AR	Nut 3/8in-16NC	
9	0641614	AR	Bolt 3/8in-16NC x 1-3/4in	
10	0100011	AR	Compound, Locking	
11	0100079	AR	Sealant, Pipe	
12	2200233	1	Plug (Gas Machines Only)	
13		Ref	Strip, Protective Options:	
13	4280295	18 in /46cm	Diesel Machines	
13	4280295	18 in /46cm	Gas Machines (SN 0300087000 through 0300140988)	
13	Not Required	0	Gas Machines (SN 0300140989 through 0300177361)	
14	4420038	AR	Tape, Rubber	
15	4641022	1	Valve, Needle (Gas Machines Only)	
16		Ref	Tube, Fuel Options (Gas Machines Only):	
16	4568116	1	Ford Engine Machines	
16	4569385	1	GM Engine Machines	
17	0100020	AR	Sealant	
18	0100062	AR	Retaining Compound #680	
19	4568119	1	Tube, Fuel (Gas Machines Only)	
20	0641606	4	Bolt 3/8in-16NC x 3/4in	
21	2200222	1	Plug (Diesel Machines Only)	
22	0641818	2	Bolt 1/2in-13NC x 2-1/4in (Gas Machines Only) (SN 0300140989 through 0300177361)	
23	4751800	2	Flatwasher 1/2in Regular (Gas Machines Only) (SN 0300140989 through 0300177361)	
24	1001118133	2	Bracket (Gas Machines Only) (SN 0300140989 through 0300177361)	
	4400454	Ref	<b>HYDRAULIC OIL TANK ASSEMBLY (SN 0300087000 through 0300177361)</b>	G
	4400454	Ref	<b>HYDRAULIC OIL TANK ASSEMBLY (SN B300000100 through B3000001018)</b>	G
	1001151268	Ref	<b>HYDRAULIC OIL TANK ASSEMBLY (SN B3000001019 to Present)</b>	H
101	7024439	1	Cover	
102	7024440	1	Gasket	
103	7024441	1	Gauge, Sight	
104	7024442	2	Strainer 1-1/4in NPT (p/n 4400454 Tank Only)	
105	7024443	1	Neck, Fill (Helgensen Brand)	
105	See Note	NSS	Neck, Fill (Hydac Brand) (Note: Use p/n 70004862)	
105	7024445	1	Screen (Helgensen Brand)	
105	See Note	NSS	Screen (Hydac Brand) (Note: Use p/n 70004862)	
106	7024444	1	Breather/Fill Cap (Helgensen Brand)	
106	70004862	1	Breather/Fill Cap/Strainer Kit (Hydac Brand)	
107	7024446	1	Plug, Magnetic	
	0255524	Ref	<b>LP TANK BRACKETS INSTALLATION (GAS MACHINES ONLY)</b>	9-F
200		Ref	Tank, LP Options:	
200	4400275	1	Aluminum	
200	4400420	1	Steel	
201	1320220	2	Clamp	
201	1320127	2	Clamp, Toggle (1 Per Clamp)	
202	2720144	2	Hose	
203	0100020	AR	Sealant, Pipe	
204	2221197	1	Fitting, Reducer	

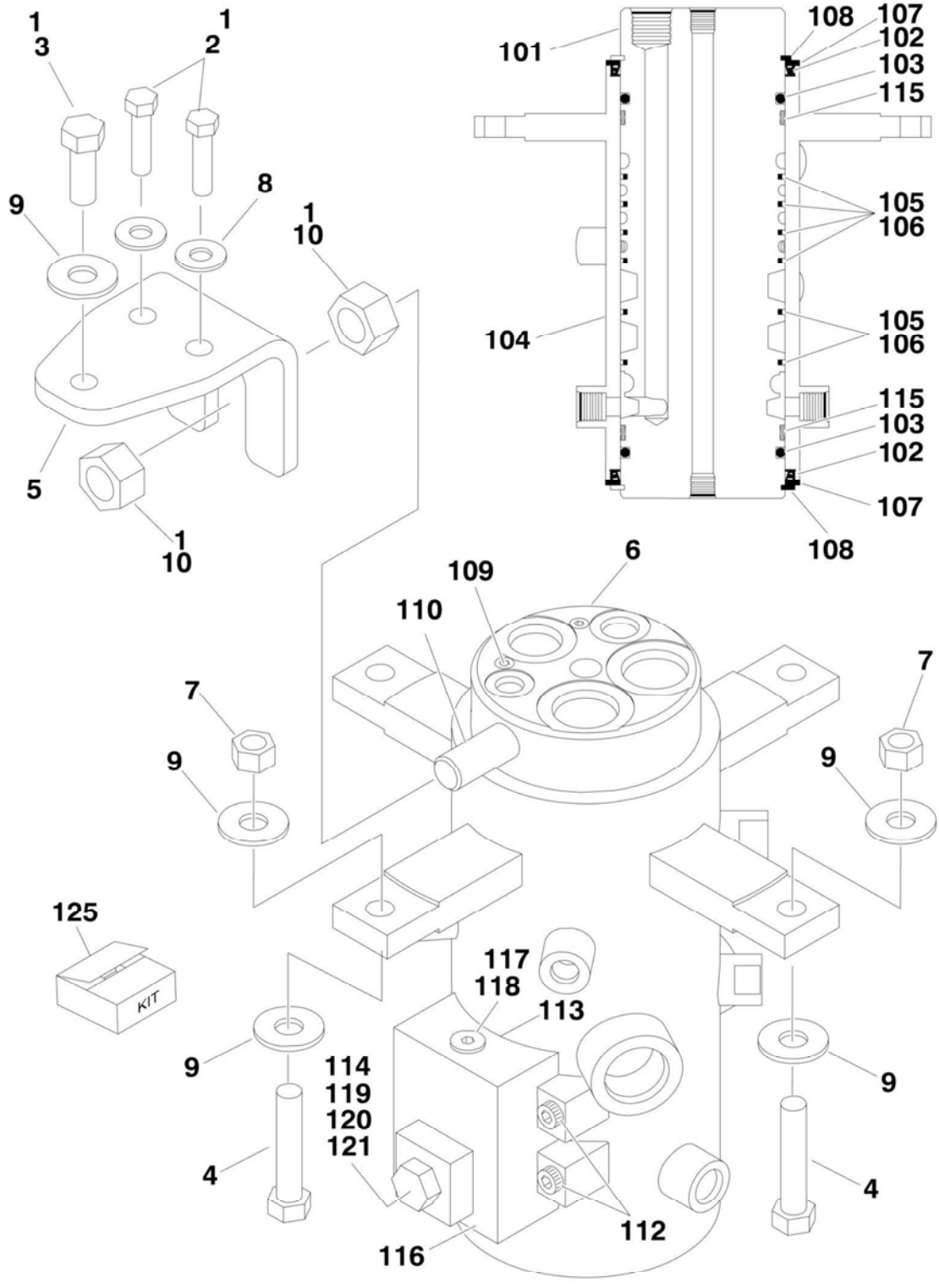


**SECTION 2 - TURNTABLE**

<b>ITEM</b>	<b>PART NUMBER</b>	<b>QTY</b>	<b>DESCRIPTION</b>	<b>REV</b>
205	2180125	1	Fitting, 90 Swivel	
206	2220261	1	Fitting, Nipple	
207	2180388	1	Fitting, Bulkhead	
208	2180389	1	Valve, Relief	
209	2220418	1	Fitting, Tee	
210	2180387	2	Fitting, Straight	
211	0641606	8	Bolt 3/8in-16NC x 3/4in	
212	4751600	8	Flatwasher 3/8in Regular	
213	2180418	2	Fitting, Connector	
214	2221018	1	Fitting, Nipple	
215	1320218	2	Clamp, Spring	
216	3910808	2	Screw #8-32NC x 1/2in	
217	4750800	4	Flatwasher #8 Regular	
218	3310805	2	Locknut #8-32NC	
219	0181949	2	Angle, Support	
220	2221024	2	Fitting, Union Ball Check	
221	0362519	4	Bar	

# SECTION 2 - TURNTABLE

FIGURE 2-19. ROTARY COUPLING INSTALLATIONS (USA BUILT MACHINES) (SN 0300087000 through 0300138648)



## SECTION 2 - TURNTABLE

**FIGURE 2-19. ROTARY COUPLING INSTALLATIONS (USA BUILT MACHINES) (SN 0300087000 through 0300138648)**

ITEM	PART NUMBER	QTY	DESCRIPTION	REV
		Ref	<b>ROTARY COUPLING INSTALLATIONS</b>	
	0273052	Ref	<b>Rotary Coupling Installations 2WS</b>	G
	0273161	Ref	<b>Rotary Coupling Installations 4WS</b>	G
1	0100011	AR	Compound, Locking	
2	0641612	2	Bolt 3/8in-16NC x 1-1/2in	
3	0641811	1	Bolt 1/2in-13NC x 1-3/8in	
4	0641820	2	Bolt 1/2in-13NC x 2-1/2in	
5	0903056	1	Bracket	
6		Ref	Coupling, Rotary Options (See Items 101-122 for Breakdown):	
6		Ref	Coupling, Rotary 2WS	
6	1660257	NLA	Coupling, Rotary (Use p/n 1660303) (Original Equipment) (SN <b>0300087000 through 0300113549</b> )	
6	1660303	1	Coupling, Rotary (Service Replacement) (SN <b>0300113550 through 0300138648</b> )	
		Ref	<b>Note: Original Equipment Rotary may have been replaced with Service Replacement Rotary. Identify p/n stamped on rotary before ordering parts.</b>	
6		Ref	Coupling, Rotary 4WS	
6	1660258	NLA	Coupling, Rotary (Use p/n 1660304) (Original Equipment) (SN <b>0300087000 through 0300113549</b> )	
6	1660304	1	Coupling, Rotary (Service Replacement) (SN <b>0300113550 through 0300138648</b> )	
		Ref	<b>Note: Original Equipment Rotary may have been replaced with Service Replacement Rotary. Identify p/n stamped on rotary before ordering parts.</b>	
7	3271805	2	Locknut 1/2in-13NC	
8	4751600	2	Flatwasher 3/8in Regular	
9	4751800	5	Flatwasher 1/2in Regular	
10	3322201	2	Nut 3/4in-16NC	
		Ref	<b>ROTARY COUPLING ASSEMBLIES</b>	
		Ref	<b>Rotary Coupling Assemblies 2WS</b>	
	1660257	Ref	<b>Rotary Coupling Assemblies (Original Equipment) (SN 0300087000 through 0300113549)</b>	D
	1660303	Ref	<b>Rotary Coupling Assemblies (Service Replacement) (SN 0300113550 through 0300138648)</b>	B
		Ref	<b>Rotary Coupling Assemblies 4WS</b>	
	1660258	Ref	<b>Rotary Coupling Assemblies (Original Equipment) (SN 0300087000 through 0300113549)</b>	D
	1660304	Ref	<b>Rotary Coupling Assemblies (Service Replacement) (SN 0300113550 through 0300138648)</b>	A
101	See Note	NSS	Body (Note: Not Available - Purchase Complete Assembly)	
102		Ref	Seal Options:	
102		Ref	Seal 2WS	
102	7026189	2	Seal (SN <b>0300087000 through 0300113549</b> )	
102	See Note	NSS	Seal (Note: Use Item 125) (SN <b>0300113550 through 0300138648</b> )	
102	See Note	NSS	Seal 4WS (Note: Use Item 125)	
103	See Note	NSS	O-Ring (Note: Use Item 125)	
104	See Note	NSS	Housing (Note: Not Available - Purchase Complete Assembly)	
105	See Note	NSS	Seal, Cap (Note: Use Item 125)	
105		Ref	Seal, Cap 2WS	

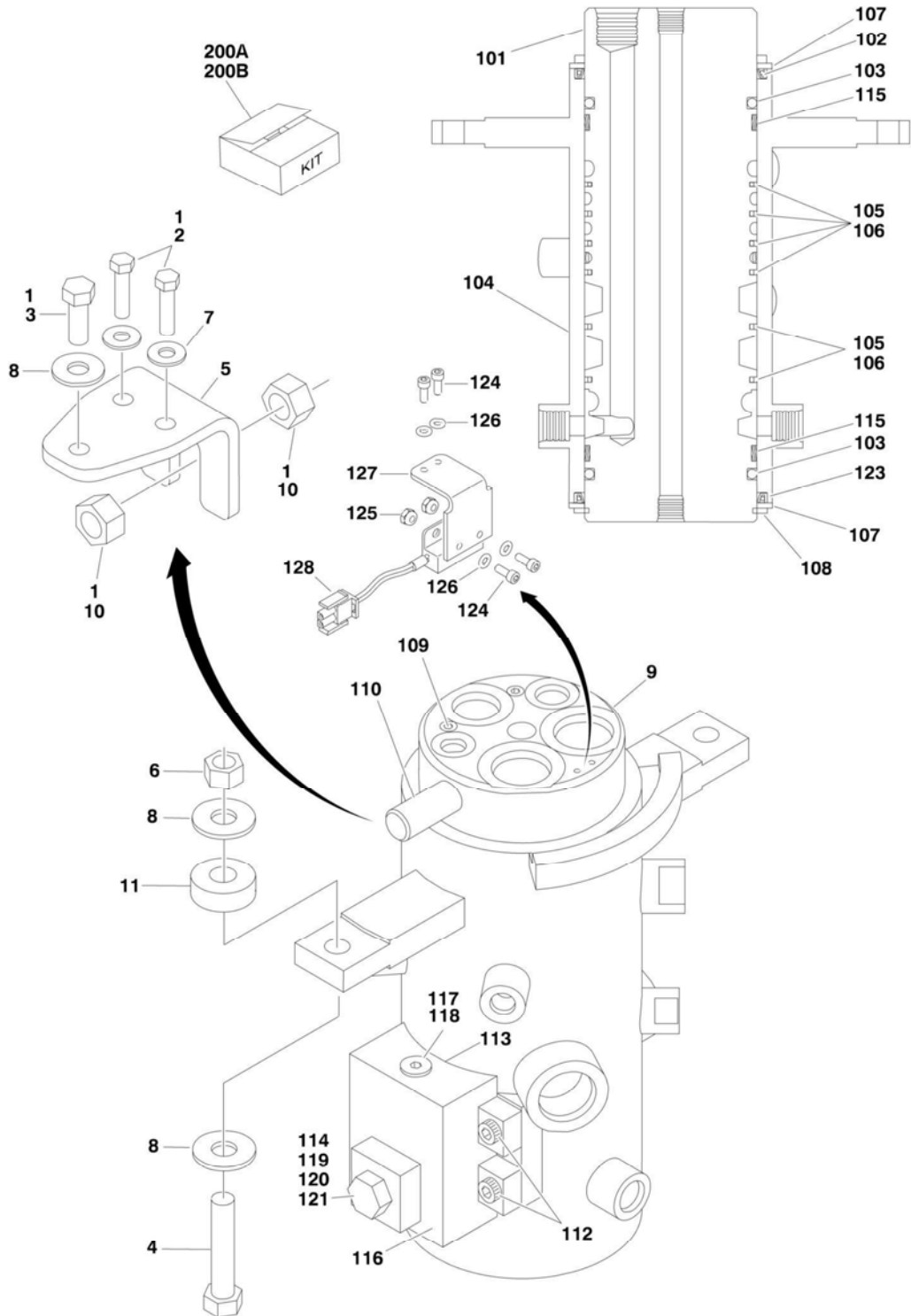
## SECTION 2 - TURNTABLE

ITEM	PART NUMBER	QTY	DESCRIPTION	REV
105		Ref	Seal, Cap 4WS	
106	See Note	AR	O-Ring (Note: Use Item 125)	
106		Ref	O-Ring 2WS	
106		Ref	O-Ring 4WS	
107		Ref	Ring Options:	
107	7026503	2	Ring 2WS	
107	7026511	2	Ring 4WS	
108		Ref	Ring, Retaining Options:	
108	7026504	2	Ring, Retaining 2WS	
108	7013189	2	Ring, Retaining 4WS	
109		Ref	Plug Options:	
109		Ref	Plug 2WS	
109	See Note	NSS	Plug (Note: Not Available for Purchase) <b>(SN 0300087000 through 0300113549)</b>	
109	80934561	2	Plug <b>(SN 0300113550 through 0300138648)</b>	
109		Ref	Plug 4WS	
109	See Note	NSS	Plug (Note: Not Available for Purchase) <b>(SN 0300087000 through 0300113549)</b>	
109	80934561	4	Plug <b>(SN 0300113550 through 0300138648)</b>	
110	See Note	NSS	Lug, Torque (Note: Not Available for Purchase)	
112	7026197	4	Bolt 5/16in-18NC x 1-1/4in	
113	See Note	NSS	O-Ring (Note: Use Item 125)	
114	See Note	NSS	O-Ring (Note: Use Item 125)	
115	See Note	NSS	Bearing (Note: Use Item 125)	
116	7024404	1	Block Valve Assembly	
117	7026505	1	Plug	
118	7026506	1	Valve, Check	
119	7026507	1	Plug	
120		Ref	Plunger, Valve Options:	
120	7026508	1	Plunger, Valve <b>(SN 0300087000 through 0300113549)</b>	
120	7024404	1	Plunger, Valve <b>(SN 0300113550 through 0300138648)</b>	
121	7026509	1	Spring, Compression	
122	See Note	AR	Protective Netting (Not Shown) (Note: Not Available for Purchase) <b>(SN 0300087000 through 0300113550)</b>	
125		Ref	Seal Kit Options:	
125		Ref	Seal Kit <b>(SN 0300087000 through 0300113549)</b>	
125	7026510	1	2WS (Includes Items 103, 105, 106, 113, 114 & 115)	
125	7026512	1	4WS (Includes Items 102, 103, 105, 106, 113, 114 & 115)	
125		Ref	Seal Kit <b>(SN 0300113550 through 0300138648)</b>	
125	70001248	1	2WS (Includes Items 102, 103, 105, 106, 113, 114 & 115)	
125	70002212	1	4WS (Includes Items 102, 103, 105, 106, 113, 114 & 115) (was p/n 70001249)	



## SECTION 2 - TURNTABLE

FIGURE 2-20. ROTARY COUPLING INSTALLATIONS (USA BUILT MACHINES AND CHINA BUILT MACHINES) (SN 0300138649 to Present, SN B300000100 to Present)



## SECTION 2 - TURNTABLE

**FIGURE 2-20. ROTARY COUPLING INSTALLATIONS (USA BUILT MACHINES AND CHINA BUILT MACHINES) (SN 0300138649 to Present, SN B300000100 to Present)**

ITEM	PART NUMBER	QTY	DESCRIPTION	REV
		Ref	<b>ROTARY COUPLING INSTALLATION</b>	
	1001107498	Ref	<b>Rotary Coupling Installation 2WS</b>	B
	1001107499	Ref	<b>Rotary Coupling Installation 4WS</b>	B
1	0100011	AR	Compound, Locking	
2	0641612	2	Bolt 3/8in-16NC x 1-1/2in	
3	0641811	1	Bolt 1/2in-13NC x 1-3/8in	
4	0641820	2	Bolt 1/2in-13NC x 2-1/2in	
4	0641824	2	Bolt 1/2in-13NC x 3in	
5	0903056	1	Bracket	
6	3271805	2	Locknut 1/2in-13NC	
7	4751600	2	Flatwasher 3/8in Regular	
8	4751800	5	Flatwasher 1/2in Regular	
9		Ref	Coupling, Rotary Options (See Items 101-121 for Breakdown):	
9	1001106974	1	Coupling, Rotary 2WS	
9	1001106975	1	Coupling, Rotary 4WS	
10	3322201	2	Locknut 3/4in x 16NF	
11	1001178789	2	Shim ( <b>SN B300000969 to Present</b> )	
		Ref	<b>ROTARY COUPLING ASSEMBLY</b>	
	1001106974	Ref	<b>Rotary Coupling Assembly 2WS</b>	B
	1001106975	Ref	<b>Rotary Coupling Assembly 4WS</b>	B
101	See Note	NSS	Body (Note: Not Available - Purchase Complete Assembly)	
102		Ref	Seal Options:	
102	70001248	1	Seal 2WS	
102	70002212	1	Seal 4WS	
103	See Note	NSS	O-Ring (Note: Use Item 200A or 200B)	
104	See Note	NSS	Housing (Note: Not Available - Purchase Complete Assembly)	
105		Ref	Seal, Cap	
105	70001248	6	Seal, Cap 2WS	
105	70002212	9	Seal, Cap 4WS	
106		Ref	O-Ring	
106	70001248	6	O-Ring 2WS	
106	70002212	9	O-Ring 4WS	
107		Ref	Ring Options:	
107	7026503	2	Ring 2WS	
107	7026511	2	Ring 4WS	
108		Ref	Ring, Retaining Options:	
108	7026504	1	Ring, Retaining 2WS	
108	7013189	1	Ring, Retaining 4WS	
109		Ref	Plug Options:	
109	80934561	2	Plug 2WS	
109	80934561	4	Plug 4WS	
110	See Note	NSS	Lug, Torque (Note: Not Available for Purchase)	
112	7026197	4	Bolt 5/16in-18NC x 1-1/4in	
113	See Note	NSS	O-Ring (Note: Use Item 200A or 200B)	
114	See Note	NSS	O-Ring (Note: Use Item 200A or 200B)	
115	See Note	NSS	Bearing (Note: Use Item 200A or 200B)	
116	7024404	1	Block Valve Assembly	
117	7026505	1	Plug	
118	7026506	1	Valve, Check	

## SECTION 2 - TURNTABLE

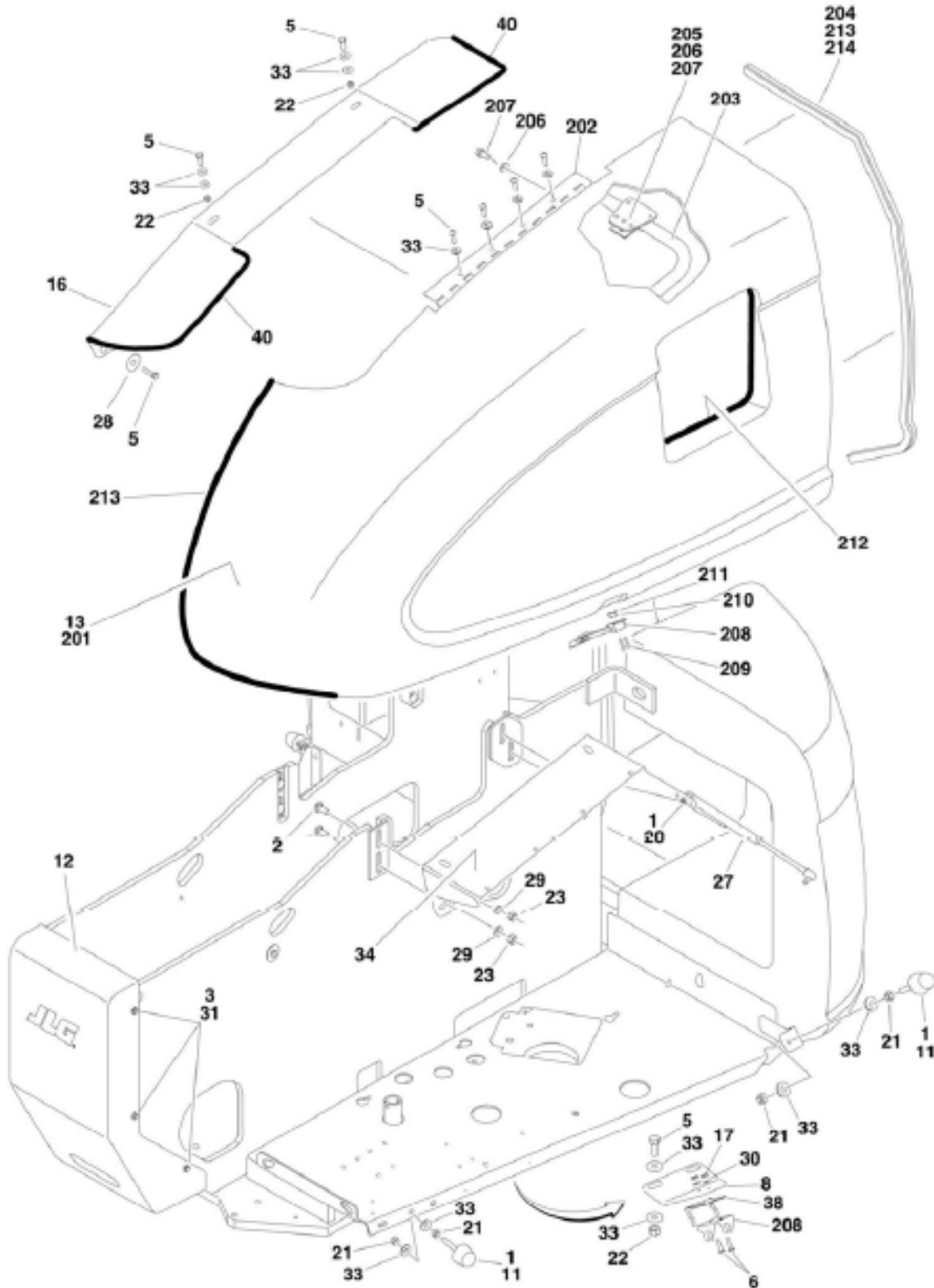
ITEM	PART NUMBER	QTY	DESCRIPTION	REV
119	7026507	1	Plug	
120	7024404	1	Plunger, Valve (Note: Not Available for Purchase)	
121	7026509	1	Spring, Compression	
122	See Note	NSS	Protective Netting (Not Shown) (Note: Not Available for Purchase)	
123		Ref	Seal Options:	
123	70001248	1	Seal 2WS	
123	70002212	1	Seal 4WS	
124	See Note	NSS	Screw, Socket Head #10-24NC x 1/2in (Note: Not Available for Purchase)	
125	See Note	NSS	Locknut #10-24NC (Note: Not Available for Purchase)	
126	See Note	NSS	Flatwasher #10 (Note: Not Available for Purchase)	
127	70003454	1	Bracket, Switch Mounting	
128	4360517	1	Switch, Proximity	
200		Ref	Seal Kit Options:	
200A	70001248	1	2WS (Includes Items 102, 103, 105, 106, 113, 114, 115 & 123)	
200B	70002212	1	4WS (Includes Items 102, 103, 105, 106, 113, 114, 115 & 123)	





## SECTION 2 - TURNTABLE

FIGURE 2-28. HOODS INSTALLATIONS (USA BUILT MACHINES AND CHINA BUILT MACHINES) (SN 0300089989 through 0300177361, SN B300000100 to Present)



## SECTION 2 - TURNTABLE

**FIGURE 2-28. HOODS INSTALLATIONS (USA BUILT MACHINES AND CHINA BUILT MACHINES) (SN B300000100 to Present, SN 0300089989 through 0300177361)**

ITEM	PART NUMBER	QTY	DESCRIPTION	REV
		Ref	<b>Note: Replacement decals must be ordered separately - See DECALS SECTION.</b>	
		Ref	<b>HOODS INSTALLATIONS</b>	
	0274620	Ref	<b>Caterpillar Engine Machines</b>	F
	0274620	Ref	<b>Deutz Engine Machines (SN 0300089989 through 0300177361)</b>	F
	0274620	Ref	<b>Deutz Engine Machines (SN B300000100 through B300001018)</b>	F
	1001152435	Ref	<b>Deutz Engine Machines (SN B300001019 to Present)</b>	I
	0275023	Ref	<b>Ford and GM Engine Machines</b>	H
1	0100011	AR	Compound, Locking	
2	0630507	8	Bolt, Carriage 1/2in-13NC x 1-1/4in	
3	0641405	6	Bolt 1/4in-20NC x 3/4in	
4	0641407	4	Bolt 1/4in-20NC x 7/8in	
5	0641608	AR	Bolt 3/8in-16NC x 1in	
6	0721006	4	Bolt #10-24NC x 3/4in	
7	0902219	1	Bracket, Bumper	
8	0902242	1	Bracket, Latch - Tank Side (0274620 & 0275023 Installations)	
8	1001137876	1	Bracket, Latch - Tank Side (1001152435 Installation)	
9	0902335	1	Bracket, Latch - Engine Side	
10	0940049	1	Bumper	
11	0940071	2	Bumper	
12	1670767	1	Cover, Turntable	
13		Ref	Hood - Tank Side Options (See Items 201- 213 for Breakdown):	
13	1671216	1	Hood (0274620 & 0275023 Installations)	
13	1001160003	1	Hood (1001152435 Installation)	
14		Ref	Hood - Engine Side Options (See Items 101- 120 for Breakdown):	
14	1671217	1	Ford and GM Engine Machines (USA Built Machines) <b>(SN 0300089989 through 0300139353)</b>	
14	1001117044	1	GM Engine Machines (USA Built Machines) <b>(SN 0300139354 through 0300177361)</b>	
14	1671218	1	Caterpillar Engine Machines	
14	1671218	1	Deutz Engine Machines (0274620 Installation)	
14	1001160034	1	Deutz Engine Machine (1001152435 Installation)	
15	2680433	1	Spacer, Hood (Engine Side)	
16	2680434	1	Spacer, Hood (Tank Side)	
17	3311005	4	Locknut #10-24NC	
18	3311405	4	Locknut 1/4in-20NC	
19	3311501	2	Nut 5/16in-18NC	
20	3311505	AR	Locknut 5/16in-18NC	
21	3311601	6	Nut 3/8in-16NC	
22	3311605	7	Locknut 3/8in-16NC	
23	3311805	8	Locknut 1/2in-13NC	
24	3539923	1	Plate, Seal	
26	3960467	1	Seal, Foam	
27	4160143	2	Spring, Gas	
28	4740076	2	Washer, Fender	
29	4740171	8	Flatwasher 1/2in Hardened	
30	4751000	4	Flatwasher #10 Regular	
31	4751400	10	Flatwasher 1/4in Regular	
32	4751500	4	Flatwasher 5/16in Regular	

## SECTION 2 - TURNTABLE

ITEM	PART NUMBER	QTY	DESCRIPTION	REV
33	4751600	AR	Flatwasher 3/8in Regular	
33	4891600	AR	Flatwasher 3/8in Hardened	
34	4845203	1	Mount - Tank Side (0274620 & 0275023 Installations)	
34	1001152557	1	Mount - Tank Side (1001152435 Installation)	
35	4845414	1	Mount - Engine Side (0274620 & 0275023 Installations)	
35	1001152556	NLA	Mount - Engine Side (1001152435 Installation) (Use p/n 1001235948) <b>(SN B300000100 through B300001502)</b>	
35	1001207792	NLA	Mount - Engine Side (1001152435 Installation) (Use p/n 1001235948) <b>(SN B300001503 through B300003189)</b>	
35	1001235948	1	Mount - Engine Side (1001152435 Installation) <b>(SN B300003190 to Present)</b>	
36	0940088	1	Bumper	
37	3321501	2	Nut 5/16in-24NC	
38	2940188	1	Latch, Spring Clip	
39	3960389	3.5 ft/1m	Seal, Bulb	
40	3960418	7 ft/2.1m	Seal	
		Ref	<b>HOOD - ENGINE SIDE</b>	
	1671218	Ref	<b>Caterpillar Engine Machines</b>	F
	1671218	Ref	<b>Deutz Engine Machines (0274620 Installation)</b>	F
	1001160034	Ref	<b>Deutz Engine Machines (1001152435 Installation)</b>	G
	1671217	Ref	<b>Ford and GM Engine Machines (USA Built Machines) (SN 0300089989 through 0300139353)</b>	G
	1001117044	Ref	<b>GM Engine Machines (USA Built Machines) (SN 0300139354 through 0300177361)</b>	A
101		Ref	Hood, Engine Side Options:	
101	1671245	NLA	Caterpillar Engine Machines	
101	1671245	NLA	Deutz Engine Machines (0274620 Installation) (Use p/n 1001097959)	
101	See Note	NSS	Deutz Engine Machines (1001152435 Installation) (Note: Use p/n 1001160034)	
101	1671258	NLA	Ford and GM Engine Machines (Use p/n 1001097958)	
102	1671246	1	Frame, Engine Cover (0274620 & 0275023 Installations Only)	
103	2820077	1	Insulation, Sound Reduction (Caterpillar and Deutz Engines Only) (0274620 Installation)	
103	See Note	NSS	Insulation (1001152435 Installation) (Note: Use Item 125)	
104	2820237	1	Insulation, Sound Reduction (Caterpillar and Deutz Engines Only) (0274620 Installation)	
104	1001161026	1	Insulation (1001152435 Installation)	
105	2820238	1	Insulation, Sound Reduction (Caterpillar and Deutz Engines Only) (0274620 Installation)	
105	1001161027	1	Insulation (1001152435 Installation)	
106	3311605	3	Locknut 3/8in-16NC	
107	3900232	3	Bolt, Button Head 3/8in-16NC x 1-1/4in	
108	4061010	1	Gasket, Heat Shield (USA Built Machines) <b>(SN 0300089989 through 0300128836)</b>	
109	4740500	3	Washer, Nylon Shoulder	
110	4751600	11	Flatwasher 3/8in Regular	
111		Ref	Outlet, Exhaust Options:	
111	4845194	1	Caterpillar Engine Machines	
111	4845194	1	Deutz Engine Machines (0274620 Installation)	
111	1001160598	1	Deutz Engine Machines (1001152435 Installation)	
111	3460420	1	Ford and GM Engine Machines (USA Built Machines) <b>(SN 0300089989 through 0300139353)</b>	
111	1001117039	1	GM Engine Machines Only <b>(SN 0300139354 through</b>	

## SECTION 2 - TURNTABLE

ITEM	PART NUMBER	QTY	DESCRIPTION	REV
			<b>0300177361)</b>	
112	4751000	2	Flatwasher #10 Regular	
113	0641606	8	Bolt 3/8in-16NC x 3/4in	
114	2600210	1	Hinge (0274620 & 0275023 Installations)	
114	1001151670	2	Hinge (1001152435 Installation)	
115	1321384	4	Hold Down	
116	2940088	1	Latch	
117	3311005	2	Locknut #10-24NC	
118	3911016	2	Screw #10-24NC x 1in	
119	3960462	5.5 ft /1.7m	Seal	
120	3960389	3 ft/.09m	Seal (USA Built Machines)	
120	3960389	3 ft/0.9m	Seal (China Built Machines) (SN B300000100 through B300000869)	
120	1001164281	8 ft/2.4m	Seal (China Built Machines) (SN B300000870 to Present)	
121		Ref	Insulation, Heat Shield (Ford and GM Engine Machines Only)	
121	2820176	1	USA Built Machines (Hood Side) (SN 0300092153 through 0300128835)	
121	Not Required	0	USA Built Machines (SN 0300128836 through 0300136640)	
121	2820176	NLA	USA Built Machines (Hood Front) (Use p/n 1001117139) (SN 0300136641 through 0300139353)	
121	1001117139	AR	Only (SN 0300139354 through 0300177361)	
122		Ref	Insulation, Heat Shield Options (Ford and GM Engine Machines Only)	
122	2820236	1	USA Built Machines (SN 0300089989 through 0300128835)	
122	1001102914	NLA	USA Built Machines (Use p/n 1001117139) (SN 0300128836 through 0300139353)	
122	1001117139	AR	USA Built Machines Only (SN 0300139354 through 0300177361)	
123		Ref	Insulation, Heat Shield Options (Ford and GM Engine Machines):	
123	1001102913	NLA	USA Built Machines Only (Use p/n 1001117139) (SN 0300128836 through 0300139353)	
123	1001117139	AR	USA Built Machines Only (SN 0300139354 through 0300177361)	
124		Ref	Insulation, Heat Shield (Caterpillar and Deutz Engine Machines - USA Built Machines) (SN 0300092153 through 0300177361)	
124		Ref	Insulation, Heat Shield (Caterpillar and Deutz Engine Machines - China Built Machines) (SN B300000099 to Present)	
124	Not Required	0	USA Built Machines (SN 0300092153 through 0300128835)	
124A	2820176	1	USA Built Machines (SN 0300092153 through 0300128835)	
124B	1001101947	1	USA Built Machines (SN 0300128836 through 0300177361)	
124B	1001101947	1	China Built Machines (SN B300000100 through B300001018)	
124B	1001160692	1	China Built Machines (SN B300001019 through B300000869)	
125	1001101945	1	Insulation, Heat Shield (Caterpillar and Deutz Engine Machines - USA Built Machines) (SN 0300128836 through 0300177361)	
125	1001101945	1	Insulation, Heat Shield (Caterpillar and Deutz Engine Machines - China Built Machines) (SN B300000100 through B300001018)	
125	1001161025	1	Insulation, Heat Shield (Caterpillar and Deutz Engine Machines - China Built Machines) (SN B300001019 to Present)	
126	0100011	AR	Compound, Locking (GM Engine Machines - USA Built Machines Only) (SN 0300139354 through 0300177361)	
127	1001117140	AR	Tape, Aluminized Polyester (GM Engine Machines - USA Built Machines Only) (SN 0300139354 through 0300177361)	
130		Ref	Hood Kit (Engine Side) Options:	
130A	1001097959	1	Caterpillar and Deutz Engine Machines (Includes Hood and	

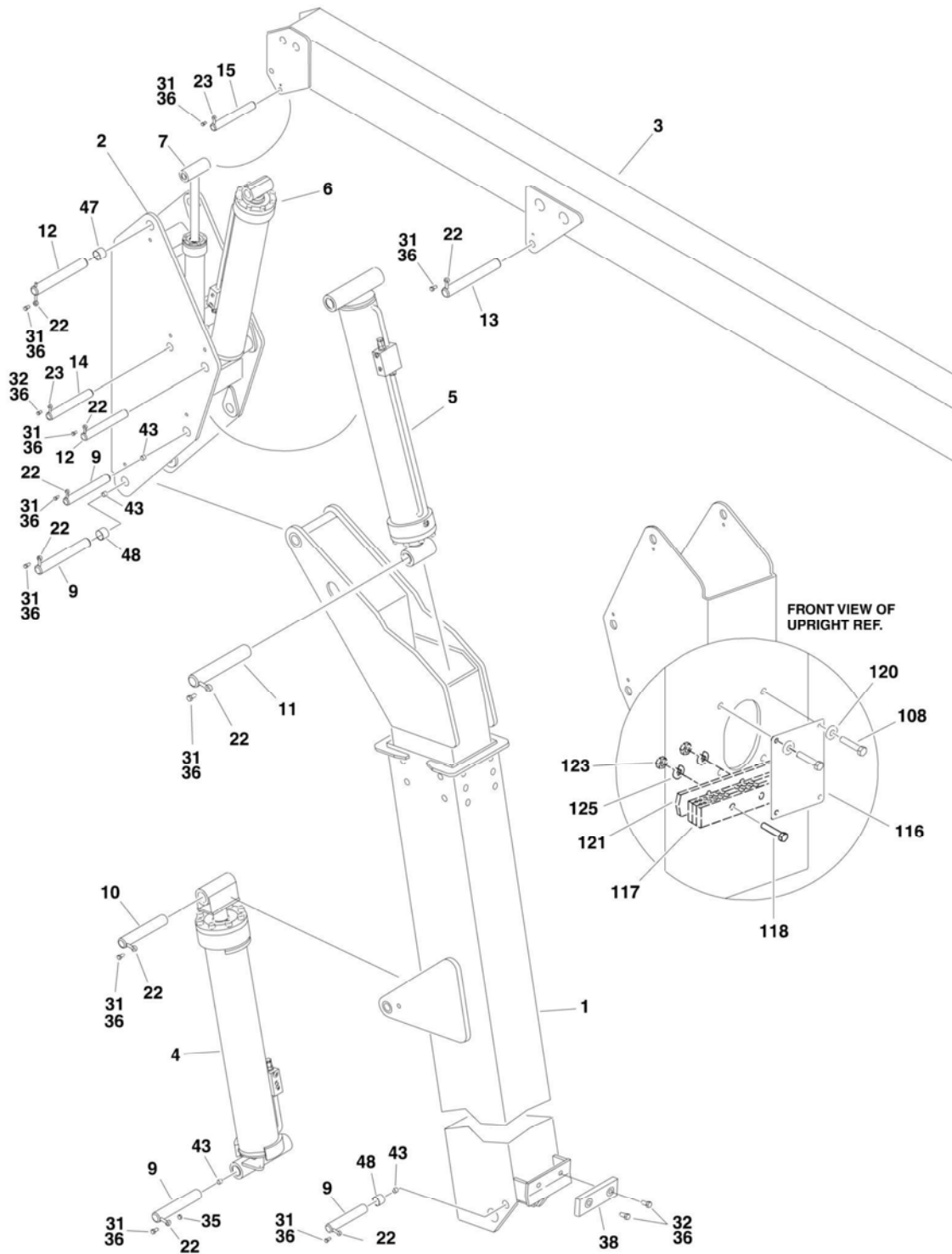
## SECTION 2 - TURNTABLE

ITEM	PART NUMBER	QTY	DESCRIPTION	REV
130B	1001097958	1	Insulation) Ford and GM Engine Machines (Includes Hood, Insulation and Tape)	
131	4060805	62 in/1.6m	Flex-Trim (SN B300000870 to Present)	
	1671216	Ref	<b>HOOD TANK SIDE (0274620 &amp; 0275023 Installations)</b>	B
	1001160003	Ref	<b>HOOD TANK SIDE (1001132435 Installation)</b>	G
132	1001169610	2	Spacer Hinge (Not Shown) (1001152435 Installation)	
201	1671243	1	Hood, Tank Side (0274620 & 0275023 Installations)	
201	See Note	NSS	Hood, Tank Side (1001152435 Installation) (Note: Use p/n 1001160003)	
202	2600210	1	Hinge (0274620 & 0275023 Installations)	
202	1001151670	2	Hinge (1001152435 Installation)	
203	1671244	1	Frame, Tank Side (1671216 Hood Only)	
204	3960462	5.5 ft /1.7m	Seal	
205	2080051	4	Hold Down	
206	4751600	8	Flatwasher 3/8in Regular	
207	0641606	8	Bolt 3/8in-16NC x 3/4in	
208	2940088	1	Latch	
209	3911016	2	Screw #10-24NC x 1in	
210	4751000	2	Flatwasher #10 Regular	
211	3311005	2	Locknut #10-24NC	
212	3960438	4.5 ft /1.4m	Seal (USA Built Machines)	
212	3960438	4.5 ft /1.4m	Seal (China Built Machines) (SN B300000100 through B300000869)	
212	1001166394	4.5 ft /1.4m	Seal (China Built Machines) (SN B300000870 to Present)	
213	3960389	3 ft/0.9m	Seal (USA Built Machines)	
213	3960389	3 ft/0.9m	Seal (China Built Machines) (SN B300000100 through B300000866)	
213	1001164281	8 ft/2.5m	Seal (China Built Machines) (SN B300000867 to Present)	
214	4060805	62 in /1.6m	Flex-Trim (SN B300000870 to Present)	
	0256822	Ref	<b>NOISE REDUCTION INSTALLATION (CATERPILLAR AND DEUTZ ENGINE MACHINES ONLY)</b>	1
303	2820078	1	Foam, Acoustical	
304	2820082	1	Foam, Acoustical	
305	2820083	1	Foam, Acoustical	
306	3539988	1	Plate, Baffle	
307	0641606	5	Bolt 3/8in-16NC x 3/4in	
308	4751600	5	Flatwasher 3/8in Regular	
309	0100011	AR	Compound, Locking	

**SECTION 3 - BOOM**

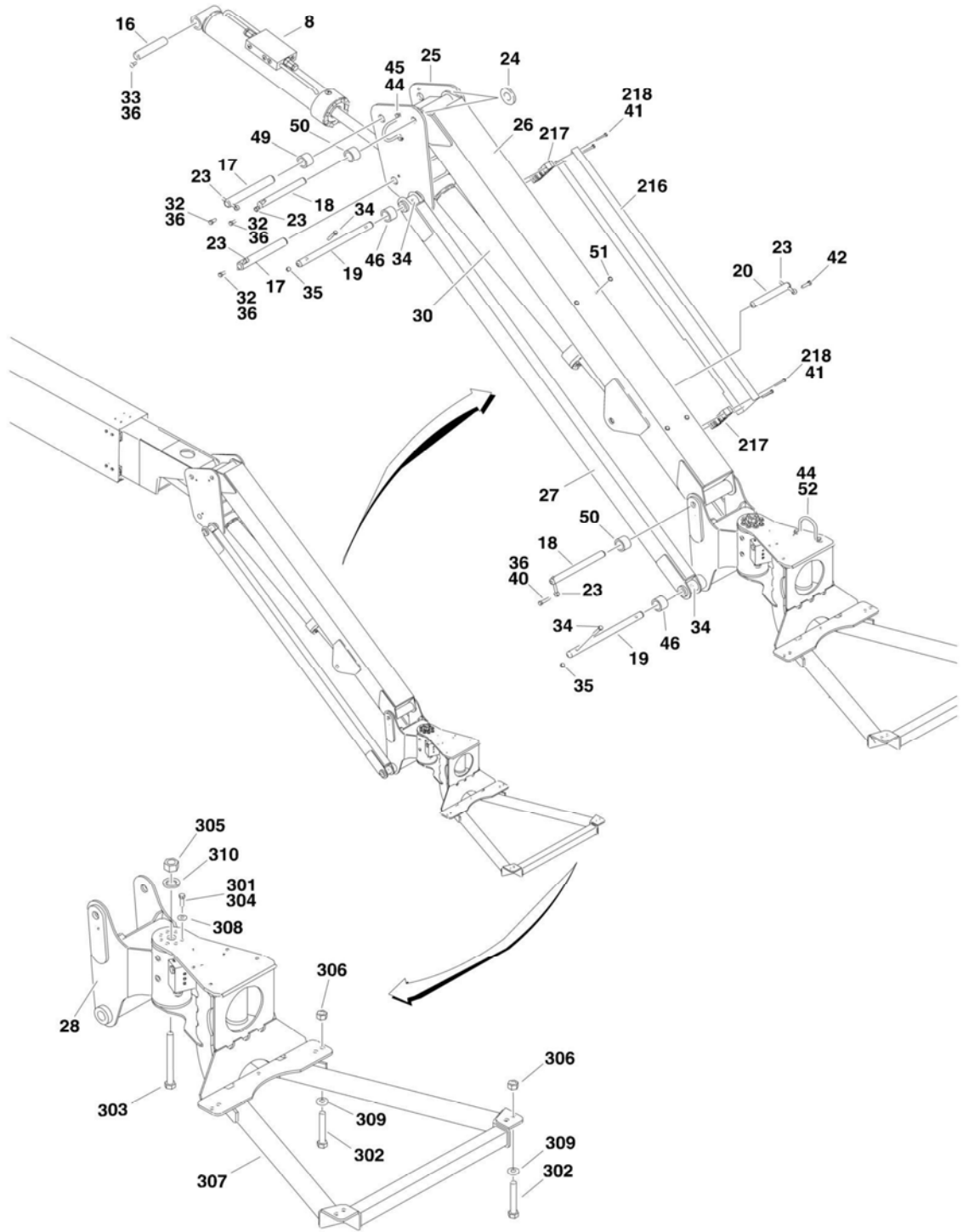
# SECTION 3 - BOOM

## FIGURE 3-2. USA BUILT MACHINES/BOOMS AND CYLINDERS INSTALLATION - 600AJ





# SECTION 3 - BOOM



## SECTION 3 - BOOM

FIGURE 3-2. USA BUILT MACHINES/BOOMS AND CYLINDERS INSTALLATION - 600AJ

ITEM	PART NUMBER	QTY	DESCRIPTION	REV
		Ref	<b>Note: USA Built Machines SNs start with "03" Prefix.</b>	
		Ref	<b>Note: China Built Machines SNs start with "B3" Prefix.</b>	
		Ref	<b>BOOMS AND CYLINDERS INSTALLATION - 600AJ</b>	
	0272135	Ref	<b>Machines without Arctic Package</b>	E
	1001138797	Ref	<b>Machines with Arctic Package</b>	B
1	0801019	1	Tower Boom Assembly (See TOWER BOOM ASSEMBLY for Breakdown)	
2	4846006	1	Upright Weldment	
3	0801025	1	Main Boom Assembly (See MAIN BOOM ASSEMBLY for Breakdown)	
4	1683288	NLA	Tower Lift Cylinder Assembly (Use p/n 1001228003) (See CYLINDER SECTION for Breakdown)	
5		Ref	Upright Level Cylinder Assembly Options (See CYLINDER SECTION for Breakdown):	
5	1683299	NLA	USA Built Machines (Use p/n 1001228042) <b>(SN 0300087000 through 0300097637)</b>	
5	1684498	NLA	USA Built Machines (Use p/n 1001228042) <b>(SN 0300097638 through 0300177361)</b>	
6	1683294	NLA	Main Lift Cylinder Assembly (Use p/n 1001228004) (See CYLINDER SECTION for Breakdown)	
7		Ref	Master Cylinder Assembly Options (See CYLINDER SECTION for Breakdown):	
7	1683263	NLA	Machines without Arctic Package (Use p/n 1001228052)	
7	1001138799	NLA	Machines with Arctic Package (Use p/n 1001228052)	
8		Ref	Platform Level Cylinder Assembly Options (See CYLINDER SECTION for Breakdown):	
8	1683418	NLA	Cylinder - Machines without Arctic Package (Use p/n 1001223331)	
8	1001138798	NLA	Cylinder - Machines with Arctic Package (Use p/n 1001228051)	
9	3422571	NLA	Pin (Use p/n 1001158810)	
10	3422573	1	Pin	
11	3422575	1	Pin	
12	3422572	2	Pin	
13		Ref	Pin Options:	
13	3422576	1	USA Built Machines <b>(SN 0300087000 through 0300115419)</b>	
13	1001097822	1	USA Built Machines <b>(SN 0300115420 through 0300177361)</b>	
14	3422566	1	Pin	
15	3422579	1	Pin	
16	3422583	1	Pin	
17	3422561	2	Pin	
18	3422860	2	Pin	
19	3422861	2	Pin	
20	3422867	1	Pin	
22	3841203	9	Keeper, Pin - 1/2in	
23	3841143	7	Keeper, Pin - 3/8in	
24	4740439	2	Thrustwasher	
25	4844815	1	Pivot Weldment	
26	4844816	1	Tube Weldment - Top	
27	4844817	2	Tube Weldment - Bottom	
28	0060066	NLA	Rotator Assembly (See ROTATOR ASSEMBLIES for Breakdown) (Use p/n 1001178269) <b>(SN B300000100 through B300001315)</b>	

## SECTION 3 - BOOM

ITEM	PART NUMBER	QTY	DESCRIPTION	REV
28	1001178269	1	Rotator Assembly (See ROTATOR ASSEMBLIES for Breakdown) <b>(SN B300001316 to Present)</b>	
30		Ref	Jib Lift Cylinder Assembly Options (See CYLINDER SECTION for Breakdown)	
30	1683609	NLA	Machines without Arctic Package (Use p/n 1001248012)	
30	1001138792	NLA	Machines with Arctic Package (Use p/n 1001248012)	
31	0641810	10	Bolt 1/2in-13NC x 1-1/4in	
32	0641607	10	Bolt 3/8in-16NC x 7/8in	
33		Ref	Screw Options:	
33	0741607	1	Screw, Countersunk 3/8in-16NC x 7/8in	
33	0741605	1	Screw, Countersunk 3/8in-16NC x 5/8in	
34	0641618	4	Bolt 3/8in-16NC x 2-1/4in	
35	3311605	5	Locknut 3/8in-16NC	
36	0100011	AR	Compound, Locking	
38	0561076	1	Block, Boom Rest	
40	0641614	1	Bolt 3/8in-16NC x 1-3/4in	
41	2080044	4	Rivnut	
42	0641611	1	Bolt 3/8in-16NC x 1-3/8in	
43	3900239	4	Setscrew	
44	3841340	2	Loop, Hose	
45	0641606	2	Bolt 3/8in-16NC x 3/4in	
46	0961947	6	Bushing	
47	0961948	2	Bushing	
48	0961949	4	Bushing	
49	0961951	2	Bushing	
50	0962335	4	Bushing	
51	3520034	4	Plug <b>(SN 0300111747 through 0300177361)</b>	
52	0641604	2	Bolt 3/8in-16NC x 1/2in	
	0255423	Ref	<b>POWER TRACK INSTALLATION</b>	N
108	0641403	4	Bolt 1/4in-20NC x 3/8in	
116	3539779	1	Plate, Cover	
117	1320243	1	Clamp, Block	
118	0641532	2	Bolt 5/16in-18NC x 4in	
120	4751400	4	Flatwasher 1/4in Regular	
121	3570374	1	Plate	
123	3311505	2	Nut 5/16in-18NC	
125	4751500	2	Flatwasher 5/16in Regular	
		Ref	<b>CABLE COVER INSTALLATION (600AJ ONLY)</b>	
	0270820	Ref	<b>ANSI, ANSI Export, Brazilian, Japanese Specs without 7500W Generator</b>	6
	0272625	Ref	<b>ANSI and ANSI Export Specs with 7500W Generator</b>	2
	0275140	Ref	<b>ANSI and ANSI Export Specs with Arctic Package without 7500W Generator</b>	1
	1001093432	Ref	<b>ANSI and ANSI Export Specs with Arctic Package with 7500W Generator</b>	2
	0273428	Ref	<b>Australian and Latin American Specs without 7500W Generator</b>	2
	0273430	Ref	<b>Australian and Latin American Specs with 7500W Generator</b>	2
	0270821	Ref	<b>CE Spec without 7500W Generator</b>	7
	0272627	Ref	<b>CE Spec with 7500W Generator</b>	2
216	1670769	1	Cover	
217		Ref	Clamp, Block Options:	
217	0561237	2	All Installations except 1001093432	

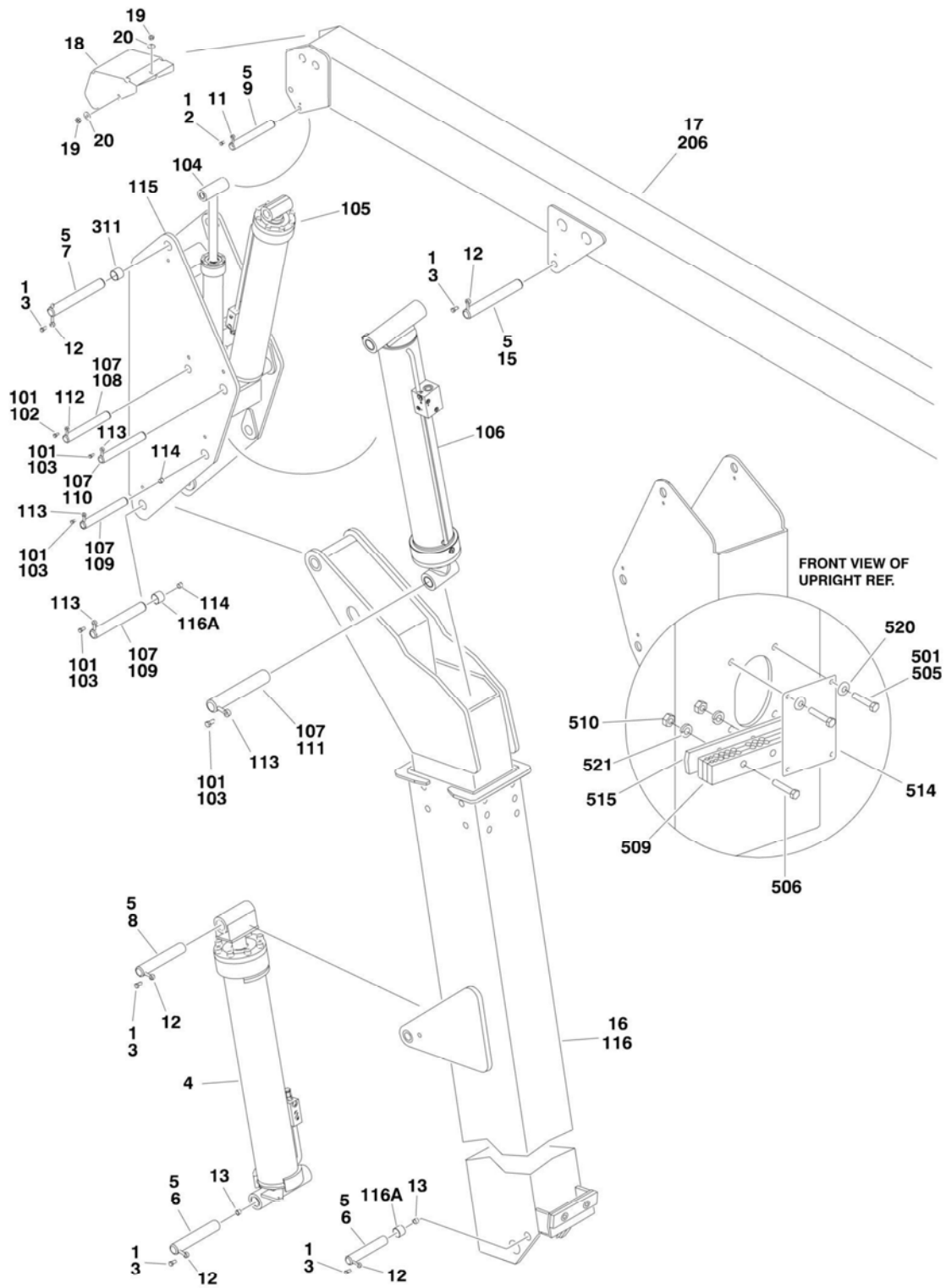
## SECTION 3 - BOOM

ITEM	PART NUMBER	QTY	DESCRIPTION	REV
217	1321700	2	1001093432 Installation Only	
218	0641416	4	Bolt 1/4in-20NC x 2in	
		Ref	<b>PLATFORM SUPPORT INSTALLATION</b>	
	0272070	Ref	<b>Machines without LSS and without SkyGlazier</b>	E
	0272390	Ref	<b>Machines without LSS &amp; with SkyGlazier (Machines Built Years 2005-2007) (Note: See SkyGlazier Installation in Platform Section for Additional Components)</b>	H
	0272070	Ref	<b>Machines without LSS &amp; with SkyGlazier (Machines Built Years 2008-2013)</b>	
	See Note	Ref	<b>Machines with LSS &amp; with or without SkyGlazier (Note: See Separate Breakdown in this Section)</b>	
301	0100011	AR	Compound, Locking	
302	0641812	8	Bolt 1/2in-13NC x 1-1/2in	
302	0641822	8	Bolt 1/2 x 2-3/4	
303	0642684	1	Bolt 1in-8NC x 10-1/2in	
304	0681608	8	Bolt 3/8in-16NC x 1in	
305	3272605	NLA	Locknut 1in-8NC (Use p/n 3300243)	
306	3311805	8	Locknut 1/2in-13NC	
307	4846573	1	Support, Platform	
308	4891600	8	Flatwasher 3/8in Hardened	
309	4891800	8	Flatwasher 1/2in Hardened	
310	4892600	1	Flatwasher 1in Hardened	

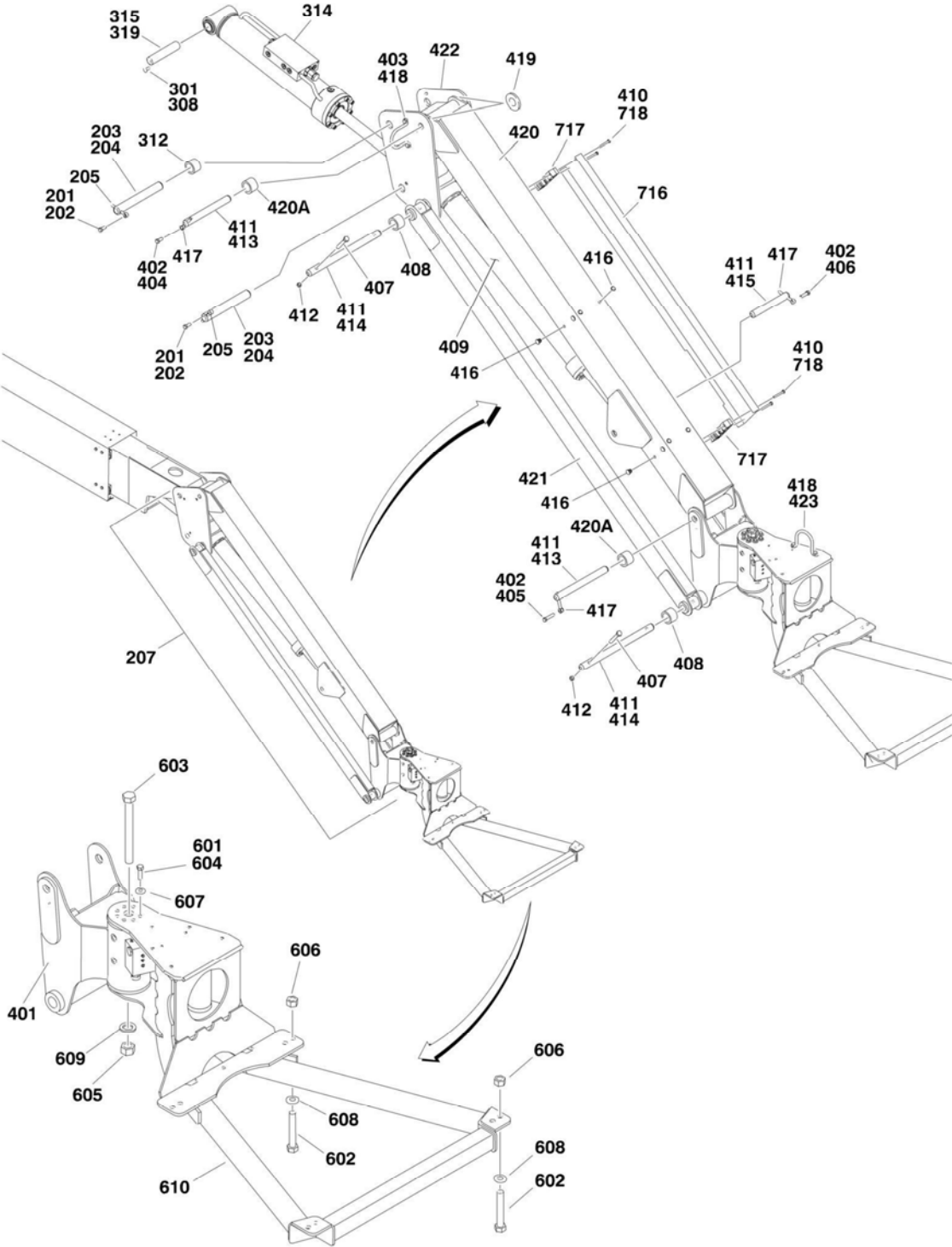


# SECTION 3 - BOOM

FIGURE 3-4. CHINA BUILT MACHINES/BOOMS AND CYLINDERS INSTALLATION - 600AJ



# SECTION 3 - BOOM



## SECTION 3 - BOOM

FIGURE 3-4. CHINA BUILT MACHINES/BOOMS AND CYLINDERS INSTALLATION - 600AJ

ITEM	PART NUMBER	QTY	DESCRIPTION	REV
		Ref	<b>Note: USA Built Machines SNs start with "03" Prefix.</b>	
		Ref	<b>Note: China Built Machines SNs start with "B3" Prefix.</b>	
	1001115339	Ref	<b>BOOMS AND CYLINDERS INSTALLATION (SN B300000100 through B300001066)</b>	B
	1001158732	Ref	<b>BOOMS AND CYLINDERS INSTALLATION (SN B300001067 to Present)</b>	D
1	0100011	AR	Compound, Locking	
2	0641607	1	Bolt 3/8in-16NC x 7/8in	
3	0641810	5	Bolt 1/2in-13NC x 1-1/4in	
4	1683288	NLA	Tower Lift Cylinder Assembly (Use PN 1001228003) (See CYLINDER SECTION for Breakdown) <b>(SN B300000100 through B300002804)</b>	
4	1001228003	1	Tower Lift Cylinder Assembly (See CYLINDER SECTION for Breakdown) <b>(SN B300002805 to Present)</b>	
5	3020039	AR	Lubricant	
6	3422571	2	Pin	
7	3422572	1	Pin	
8	3422573	1	Pin	
9	3422579	1	Pin	
10	3790012	1	O-Ring (Not Shown - Located on Platform Console Box)	
11	3841143	5	Keeper, Pin 3/8in OD	
12	3841203	2	Keeper, Pin 1/2in OD	
13	3900239	4	Setscrew	
14	4360328	1	Switch, Toggle (Not Shown - Located on Platform Console Box)	
15	1001097822	1	Pin	
16	1001115335	1	Tower Boom Sub-Assembly (See Items 101-116 for Breakdown)	
17	1001115336	1	Main Boom Sub-Assembly (See Items 201-207 for Breakdown) <b>(SN B300000100 through B300001066)</b>	
17	1001158731	1	Main Boom Sub-Assembly (See Items 201-207 for Breakdown) <b>(SN B300001067 to Present)</b>	
18	1670768	1	Cover, Boom End	
19	3311401	3	Nut 1/4in-20NC	
20	4751400	4	Flatwasher 1/4in Regular	
	1001115335	Ref	<b>TOWER BOOM SUB-ASSEMBLY</b>	E
101	0100011	AR	Compound, Locking	
102	0641607	1	Bolt 3/8in-16NC x 7/8in	
103	0641810	4	Bolt 1/2in-13NC x 1-1/4in	
104	1683263	NLA	Master Cylinder Assembly (Use p/n 1001228052) (See CYLINDER SECTION for Breakdown) <b>(Prior to SN B300002949)</b>	
104	1001228052	1	Master Cylinder Assembly (See CYLINDER SECTION for Breakdown) <b>(SN B300002949 to Present)</b>	
105	1683294	NLA	Main Lift Cylinder Assembly (Use p/n 1001228004) (See CYLINDER SECTION for Breakdown) <b>(SN B300000100 through B300002477)</b>	
105	1001228004	1	Main Lift Cylinder Assembly (See CYLINDER SECTION for Breakdown) <b>(SN B300002478 to Present)</b>	
106	1684498	NLA	Upright Level Cylinder Assembly (Use p/n 1001228042) (See CYLINDER SECTION for Breakdown) <b>(SN B300000100 through B300002477)</b>	
106	1001228042	1	Upright Level Cylinder Assembly (See CYLINDER SECTION for Breakdown) <b>(SN B300002478 to Present)</b>	
107	3020039	AR	Lubricant	
108	3422566	1	Pin	



## SECTION 3 - BOOM

ITEM	PART NUMBER	QTY	DESCRIPTION	REV
109	3422571	2	Pin	
110	3422572	1	Pin	
111	3422575	1	Pin	
112	3841143	1	Keeper, Pin 3/8in OD	
113	3841203	4	Keeper, Pin 1/2in OD	
114	3900239	2	Setscrew	
115	1001114557	1	Upright Weldment	
116	1001115334	1	Tower Boom Assembly (See TOWER BOOM ASSEMBLY for Breakdown)	
116A	0961949	4	Bushing	
	1001115336	Ref	<b>MAIN BOOM SUB-ASSEMBLY (SN B300000100 through B300001066)</b>	B
	1001158731	Ref	<b>MAIN BOOM SUB-ASSEMBLY (SN B300001067 to Present)</b>	B
201	0100011	AR	Compound, Locking	
202	0641607	2	Bolt 3/8in-16NC x 7/8in	
203	3020039	AR	Lubricant	
204	3422561	2	Pin	
205	3841143	2	Keeper, Pin 3/8in OD	
206	1001115337	1	Main Boom Assembly (See Items 301-319 and MAIN BOOM ASSEMBLY for Breakdown) <b>(SN B300000100 through B300001066)</b>	
206	1001158730	1	Main Boom Assembly (See Items 301-319 and MAIN BOOM ASSEMBLY for Breakdown) <b>(SN B300001067 to Present)</b>	
207	1001115338	1	Jib Assembly (See Items 401-423 for Breakdown)	
	1001115337	Ref	<b>MAIN BOOM COMPONENTS (SN B300000100 through B300001066)</b>	G
	1001158730	Ref	<b>MAIN BOOM COMPONENTS (SN B300001067 to Present)</b>	E
301	0100011	AR	Compound, Locking	
308	0741605	1	Screw, Countersunk 3/8in-16NC x 5/8in	
311	0961948	2	Bushing	
312	0961951	2	Bushing	
314	1683418	NLA	Platform Slave Level Cylinder Assembly (Use p/n 1001223331) (See CYLINDER SECTION for Breakdown) <b>(SN B300000100 through B300002696)</b>	
314	1001223331	NLA	Platform Slave Level Cylinder Assembly (Use p/n 1001228051) (See CYLINDER SECTION for Breakdown) <b>(SN B300002697 through B300002948)</b>	
314	1001228051	1	Platform Slave Level Cylinder Assembly (See CYLINDER SECTION for Breakdown) <b>(SN B300002949 to Present)</b>	
315	3020039	AR	Lubricant	
319	3422583	1	Pin	
	1001115338	Ref	<b>JIB ASSEMBLY</b>	H
401	0060066	NLA	Rotator Assembly (See ROTATOR ASSEMBLIES for Breakdown) (Use p/n 1001178269) <b>(SN B300000100 through B300001315)</b>	
401	1001178269	1	Rotator Assembly (See ROTATOR ASSEMBLIES for Breakdown) <b>(SN B300001316 to Present)</b>	
402	0100011	AR	Compound, Locking	
403	0641606	2	Bolt 3/8in-16NC x 3/4in	
404	0641607	1	Bolt 3/8in-16NC x 7/8in	
405	0641609	1	Bolt 3/8in-16NC x 1-1/8in	
406	0641611	1	Bolt 3/8in-16NC x 1-3/8in	
407	0641618	4	Bolt 3/8in-16NC x 2-1/4in	
408	0961947	6	Bushing	
409	1683609	NLA	Jib Lift Cylinder Assembly (Use p/n 1001248012) (See CYLINDER	

## SECTION 3 - BOOM

ITEM	PART NUMBER	QTY	DESCRIPTION	REV
			SECTION for Breakdown) (SN B30000100 through B300002658)	
409	1001230371	1	Jib Lift Cylinder Assembly (See CYLINDER SECTION for Breakdown) (SN B300002659 to Present)	
410	2080044	4	Rivnut	
411	3020039	AR	Lubricant	
412	3311605	5	Locknut 3/8in-16NC	
413	3422860	2	Pin	
414	3422861	2	Pin	
415	3422867	1	Pin	
416	3520034	4	Plug (SN B300000100 through B300002246)	
416	1001223899	8	Fastener (SN B300002247 to Present)	
417	3841143	3	Keeper, Pin 3/8in	
418	3841340	2	Loop, Hose	
419	4740439	2	Thrustwasher	
420	1001113386	1	Tube Weldment - Top	
420A	0962335	4	Bushing	
421	1001113407	2	Tube Weldment - Bottom	
422	1001113423	1	Support, Jib	
423	0641604	2	Bolt 3/8in-16NC x 1/2in	
	1001115217	Ref	<b>POWER TRACK INSTALLATION</b>	C
501	0100011	AR	Compound, Locking	
505	0641403	4	Bolt 1/4in-20NC x 3/8in	
506	0641532	2	Bolt 5/16in-18NC x 4in	
509	1320243	1	Clamp, Block	
510	3311505	2	Locknut 5/16in-18NC	
514	3539779	1	Plate, Cover	
515	3570374	1	Plate	
520	4751400	4	Flatwasher 1/4in Regular	
521	4751500	4	Flatwasher 5/16in Regular	
		Ref	<b>PLATFORM SUPPORT INSTALLATION</b>	
	1001115098	Ref	<b>Machines without LSS</b>	B
	See Note	Ref	<b>Machines with LSS (Note: See Separate Breakdown in this Section)</b>	
601	0100011	AR	Compound, Locking	
602	0641812	8	Bolt 1/2in-13NC x 1 1/2in	
603	0642684	1	Bolt 1in-8NC x 10 1/2in	
604	0681608	8	Bolt 3/8in-16NC x 1in	
605	3272605	NLA	Locknut 1in-8NC (Use p/n 3300243)	
606	3311805	8	Locknut 1/2in-13NC	
607	4891600	8	Flatwasher 3/8in Hardened	
608	4891800	8	Flatwasher 1/2in Hardened	
609	4892600	1	Flatwasher 1in Hardened	
610	1001113465	1	Support Weldment	
		Ref	<b>CABLE COVER INSTALLATION (600AJ ONLY)</b>	
	0270820	Ref	<b>ANSI, ANSI Export and Japanese Specs without 7500W</b>	6
	0272625	Ref	<b>ANSI, ANSI Export and Japanese Specs with 7500W Generator</b>	2
	0275140	Ref	<b>ANSI and ANSI Export Specs with Arctic Package without 7500W Generator</b>	1
	1001093432	Ref	<b>ANSI and ANSI Export Specs with Arctic Package with 7500W Generator</b>	2
	0273428	Ref	<b>Australian Specs without 7500W Generator</b>	2

## SECTION 3 - BOOM

ITEM	PART NUMBER	QTY	DESCRIPTION	REV
	0273430	Ref	<b>Australian Specs with 7500W Generator</b>	2
716	1670769	1	Cover	
717		Ref	Clamp, Block Options:	
717	0561237	2	All Installations except 1001093432	
717	1321700	2	1001093432 Installation Only	
718	0641416	4	Bolt 1/4in-20NC x 2in	

# SECTION 3 - BOOM

## FIGURE 3-5. TOWER BOOM ASSEMBLY

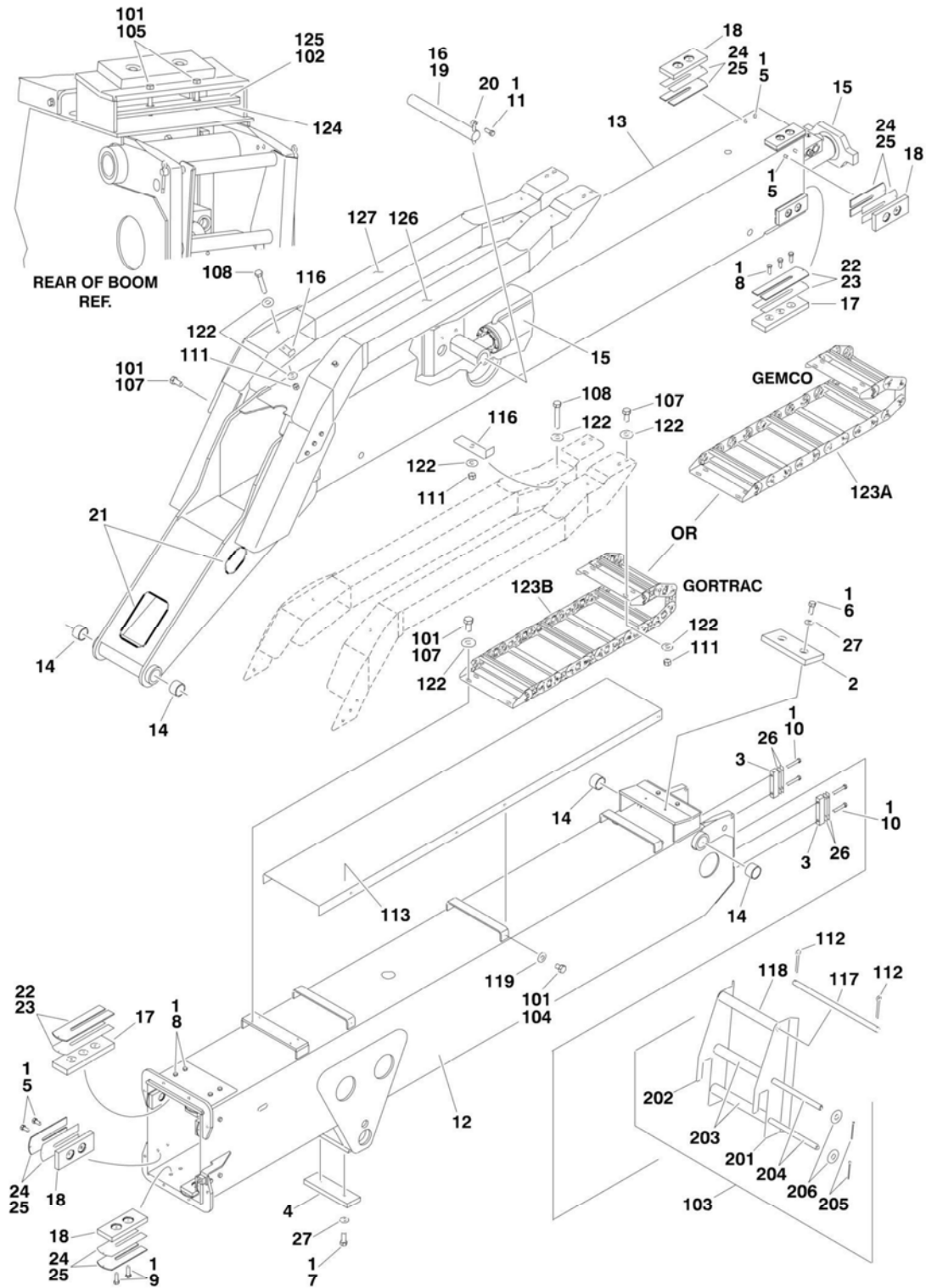


FIGURE 3-5. TOWER BOOM ASSEMBLY

ITEM	PART NUMBER	QTY	DESCRIPTION	REV
		Ref	<b>TOWER BOOM ASSEMBLY</b>	
	0801019	Ref	<b>USA Built 600A</b>	12-J
	0801019	Ref	<b>USA Built 600AJ</b>	12-J
	1001115553	Ref	<b>China Built 600A</b>	D
	1001115334	Ref	<b>China Built 600AJ</b>	D
1	0100011	AR	Compound, Locking	
2	0561076	1	Block, Boom Rest	
3	0561185	2	Block, Attach	
4	0561248	1	Block, Boom Rest	
5		Ref	Bolt 3/8in-16NC x 3/4in	
5	0641606	26	USA Built Machines (Standard Hex Head Grade 5)	
5	0811606	26	China Built Machines (Flange Head Grade 8)	
6	0641607	1	Bolt 3/8in-16NC x 7/8in	
7	0641608	6	Bolt 3/8in-16NC x 1in	
8	0641609	12	Bolt 3/8in-16NC x 1-1/8in	
9		Ref	Bolt 3/8in-16NC x 1-1/4in	
9	0641610	4	USA Built Machines (Standard Hex Head Grade 5)	
9	0811610	4	China Built Machines (Flange Head Grade 8)	
10	0641618	4	Bolt 3/8in-16NC x 2-1/4in	
11	0641810	1	Bolt 3/8in-16NC x 1-1/4in	
12		Ref	Base Options:	
12	0801085	NLA	USA Built Machines (Use p/n 0801622) <b>(SN 0300087000 through 0300106295)</b>	
12	0801622	1	USA Built Machines <b>(SN 0300106296 through 0300177361)</b>	
12	1001126100	NLA	China Built Machines (Use p/n 0801622) <b>(SN B300000100 to Present)</b>	
13		Ref	Fly Options:	
13	0801021	NLA	USA Built Machines (Use p/n 0801637) <b>(SN 0300087000 through 0300105941)</b>	
13	0801637	1	USA Built Machines <b>(SN 0300105942 through 0300177361)</b>	
13	1001126102	NLA	China Built Machines (Use p/n 0801637) <b>(SN B300000100 to Present)</b>	
14	0961949	4	Bushing (Note: No longer part of Base/Fly Weldments- Must be purchased separately)	
15	1683312	NLA	Cylinder Assembly - Tower Telescope (Use p/n 1001228006) (See CYLINDER SECTION for Breakdown) <b>(SN 0300087000 through 0300177361, SN B300000100 through B300002477)</b>	
15	1001228006	1	Cylinder Assembly - Tower Telescope (See CYLINDER SECTION for Breakdown) <b>(SN B300002478 to Present)</b>	
16	3020039	AR	Lubricant (China Built Machines Only)	
17	3340871	4	Pad, Wear	
18	3340881	12	Pad, Wear	
19	3422575	1	Pin	
20	3841203	1	Keeper, Pin	
21	4060808	AR	Flex-Trim	
22	4070863	AR	Shim .12	
23	4070864	AR	Shim .05	
24	4070897	AR	Shim .05	
25	4070898	AR	Shim .12	
26	4070929	AR	Shim	
27	4711600	2	Flatwasher 3/8in Thin	

## SECTION 3 - BOOM

ITEM	PART NUMBER	QTY	DESCRIPTION	REV
		Ref	<b>POWER TRACK INSTALLATION</b>	
	0255423	Ref	<b>USA Built Machines</b>	N
	1001115217	Ref	<b>China Built Machines</b>	C
101	0100011	AR	Compound, Locking	
102	0100081	AR	Adhesive (Used with Item 125)	
103	0257573	1	Roller Hanger Assembly (Includes Items 201-206)	
104	0641403	10	Bolt 1/4in-20NC x 3/8in	
105	0641516	2	Bolt 5/16in-18NC x 2in	
105	0641522	2	Bolt 5/16in-18NC x 2-3/4in	
107		Ref	Bolt 3/8in-16NC Options:	
107	0641606	14	Bolt 3/8in-16NC x 3/4in	
107	0641607	14	Bolt 3/8in-16NC x 7/8in	
108	0641618	2	Bolt 3/8in-16NC x 2-1/4in	
111	3311605	8	Locknut 3/8in-16NC	
112	3450606	2	Pin, Cotter	
113	3539228	1	Plate, Cover	
116	3570375	AR	Plate	
117	3841295	1	Rod	
118	4567241	1	Tube	
119	4711400	6	Flatwasher 1/4in Thin	
122	4751600	14	Flatwasher 3/8in Regular	
123		Ref	Power Track Assembly Options:	
		Ref	<b>Note: Various Power Tracks use on this model. Identify brand before ordering parts.</b>	
123A	1180339	NLA	Gemco Brand Power Track (Use p/n 1001099835)	
123A	7016502	AR	Repair Section (Includes 10 Link Pin, 4 Radius Links, 4 Carrier Links, 1 Carrier Weldment, 10 Slugs & 20 Bearing Plates)	
123A	7016510	2 Pair	Feet, Mounting	
123A	7006152	AR	Pin Kit (Includes 1 pin, 1 Retaining Ring & 4 Washers)	
123B	1001099835	1	Gortrac Brand Power Track	
123B	70002001	AR	Repair Section	
123B	70002002	1	Mounting Bracket Kit	
124		Ref	Plate, Hose Clamp Options:	
124	3539236	1	USA Built Machines (SN 0300087000 through 0300136936)	
124	1001110500	1	USA Built Machines (SN 0300136937 through 0300177361)	
124	1001110500	1	China Built Machines (SN B300000100 through B300001594)	
124	1001217403	1	China Built Machines (SN B300001595 to Present)	
125		Ref	Clamp, Hose (Rubber) Options:	
125	Not Required	0	USA Built Machines (SN 0300087000 through 0300136936)	
125	1001110501	1	USA Built Machines (SN 0300136937 through 0300177361)	
125	1001110501	1	China Built Machines (SN B300000100 through B300001594)	
125	1001217402	1	China Built Machines (SN B300001595 to Present)	
126		Ref	Tube Weldment (Left Side) Options:	
126	4844983	NLA	USA Built Machines (Use p/n 1001151542)	
126	1001115080	1	China Built Machines	
127		Ref	Tube Weldment (Right Side) Options;	
127	4844984	NLA	USA Built Machines (Use p/n 1001151586)	
127	1001115081	1	China Built Machines	
	0257573	Ref	<b>ROLLER HANGER ASSEMBLY</b>	1-A
201	3570277	1	Plate (Left Side)	
202	3570270	1	Plate (Right Side)	

## SECTION 3 - BOOM

ITEM	PART NUMBER	QTY	DESCRIPTION	REV
203	4567241	2	Roller, Tube	
204	3841347	2	Rod	
205	3450306	4	Pin, Cotter	
206	4751800	4	Flatwasher 1/2in Regular	

# SECTION 3 - BOOM

## FIGURE 3-6. MAIN BOOM ASSEMBLY

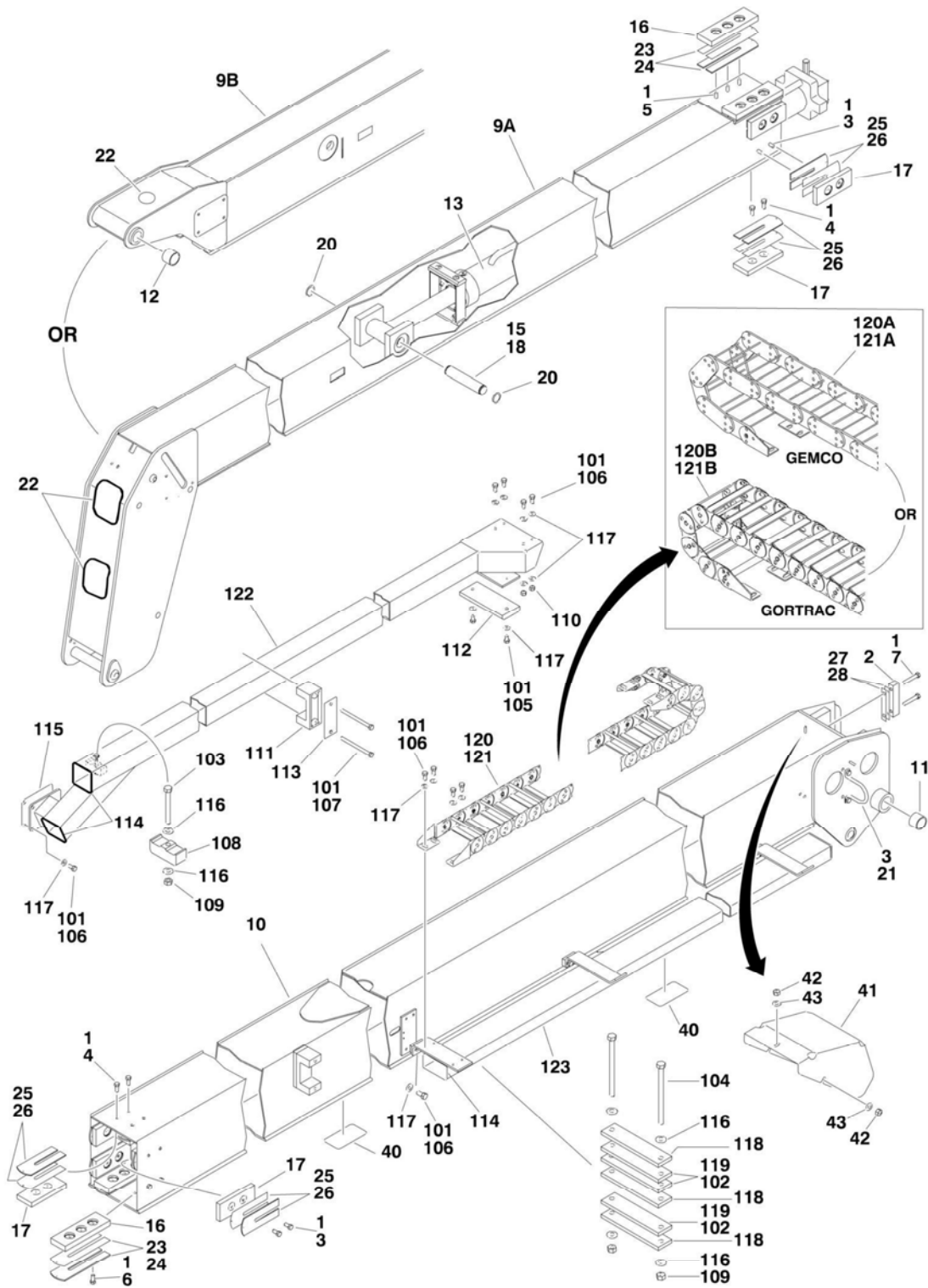




FIGURE 3-6. MAIN BOOM ASSEMBLY

ITEM	PART NUMBER	QTY	DESCRIPTION	REV
		Ref	<b>BOOM ASSEMBLY</b>	
	0801022	Ref	<b>Boom Assembly 600A USA Built Machines</b>	K
	1001115554	Ref	<b>Boom Assembly 600A China Built Machines</b>	I
	0801025	Ref	<b>Boom Assembly 600AJ USA Built Machines</b>	I
	1001115337	Ref	<b>Boom Assembly 600AJ China Built Machines (SN B300000100 through B300001066)</b>	G
	1001158730	Ref	<b>Boom Assembly 600AJ China Built Machines (SN B300001067 to Present)</b>	E
1	0100011	AR	Compound, Locking	
2	0561185	2	Block	
3		Ref	Bolt 3/8in-16NC x 3/4in Options:	
3	0641606	18	USA Built Machines (Standard Hex Head Grade 5)	
3	0641606	2	China Built Machines (Standard Hex Head Grade 5) (Note: Use with Item 21)	
3	0811606	16	China Built Machines (Flange Head Grade 8) (Note: Use with Boom Wear Pads)	
4		Ref	Bolt 3/8in-16NC x 7/8in Options:	
4	0641607	8	USA Built Machines (Standard Hex Head Grade 5)	
4	0811607	8	China Built Machines (Flange Head Grade 8)	
5		Ref	Bolt 3/8in-16NC x 1in Options:	
5	0641608	6	USA Built Machines (Standard Hex Head Grade 5)	
5	0811608	6	China Built Machines (Flange Head Grade 8)	
6		Ref	Bolt 3/8in-16NC x 1-1/4in Options:	
6	0641610	6	USA Built Machines (Standard Hex Head Grade 5)	
6	0811610	6	China Built Machines (Flange Head Grade 8)	
7	0641618	4	Bolt 3/8in-16NC x 2-1/4in	
9		Ref	Fly Weldment Options:	
9A	0801228	1	Fly Weldment 600A USA Built Machines	
9A	1001126169	NLA	Fly Weldment 600A China Built Machines (Use p/n 0801228)	
9B	0801027	NLA	Fly Weldment 600AJ USA Built Machines (Use p/n 0801613) <b>(SN 0300087000 through 0300101240)</b>	
9B	0801613	1	Fly Weldment 600AJ USA Built Machines <b>(SN 0300101241 through 0300177361)</b>	
9B	0801613	1	Fly Weldment 600AJ China Built Machines <b>(SN B300000100 through B300001066)</b>	
9B	1001157533	1	Fly Weldment 600AJ China Built Machines <b>(SN B300001067 to Present)</b>	
10		Ref	Base Weldment Options:	
10	0801023	NLA	Base Weldment 600A USA Built Machines (Use p/n 0801618) <b>(SN 0300087000 through 0300105941)</b>	
10	0801618	1	Base Weldment 600A USA Built Machines <b>(SN 0300105942 through 0300177361)</b>	
10	1001125683	NLA	Base Weldment 600A China Built Machines (Use p/n 0801618) <b>(SN B300000100 to Present)</b>	
10	0801026	NLA	Base Weldment 600AJ USA Built Machines (Use p/n 0801621) <b>(SN 0300087000 through 0300105941)</b>	
10	0801621	1	Base Weldment 600AJ USA Built Machines <b>(SN 0300105942 through 0300177361)</b>	
10	0801621	1	Base Weldment 600AJ China Built Machines	
11	0961948	2	Bushing	
12	0961951	2	Bushing (600AJ Only)	
13		Ref	Telescope Cylinder Assembly Options: (See CYLINDER SECTION for Breakdown)	

## SECTION 3 - BOOM

ITEM	PART NUMBER	QTY	DESCRIPTION	REV
13	1683307	NLA	Telescope Cylinder Assembly 600A (Use p/n 1001228005) (SN 0300087000 through 0300177361, SN B300000100 through B300002835)	
13	1001228005	1	Telescope Cylinder Assembly 600A (SN B300002836 to Present)	
13	1683317	NLA	Telescope Cylinder Assembly 600AJ (Use p/n 1001228007) (SN 0300087000 through 0300177361, SN B300000100 through B300002835)	
13	1001228007	1	Telescope Cylinder Assembly 600AJ (SN B300002836 to Present)	
15	3020039	AR	Lubricant	
16	3340871	4	Pad, Wear	
17		Ref	Pad, Wear Options:	
17	3340881	12	USA Built Machines (SN 0300087000 through 0300168827)	
17	1001148652	12	USA Built Machines (SN 0300168828 through 0300177361)	
17	3340881	1	China Built Machines (SN B300000100 to Present)	
18	3422457	1	Pin	
20	3760133	2	Ring, Retaining	
21	3841340	1	Clamp, Hose	
22	4060805	AR	Flex-Trim	
23	4070863	AR	Shim .12	
24	4070864	AR	Shim .05	
25	4070897	AR	Shim .05	
26	4070898	AR	Shim .12	
27	4070929	AR	Shim	
28	4071007	AR	Shim	
40	1670836	6	Cover, Boom (USA Built Machines) (SN 0300087000 through 0300134296)	
41	1670768	1	Cover, Boom	
42	3311401	3	Nut 1/4in-20NC	
43	4751400	3	Flatwasher 1/4in Regular	
		Ref	<b>POWER TRACK INSTALLATION</b>	
	0255281	Ref	<b>Power Track Installation 600A USA Built Machines</b>	9-F
	1001115283	Ref	<b>Power Track Installation 600A China Built Machines</b>	B
	0255288	Ref	<b>Power Track Installation 600AJ USA Built machines</b>	8-E
	1001115218	Ref	<b>Power Track Installation 600AJ China Built Machines</b>	B
101	0100011	AR	Compound, Locking	
102	0100081	AR	Adhesive	
103	0641522	1	Bolt 5/16in-18NC x 2-3/4in	
104		Ref	Bolt 5/16in-18NC Options:	
104	0641536	2	Bolt 5/16in-18NC x 4-1/2in	
104	0641540	2	Bolt 5/16in-18NC x 5in	
105	0641605	2	Bolt 3/8in-16NC x 5/8in	
106	0641606	19	Bolt 3/8in-16NC x 3/4in	
107	0641640	2	Bolt 3/8in-16NC x 5in	
108	1320314	1	Clamp, Hose/Cable	
109	3311505	3	Locknut 5/16in-18NC	
110	3311605	4	Locknut 3/8in-16NC	
111	3340764	2	Pad, Wear	
112		Ref	Pad Options:	
112	3340787	1	Pad 600A	
112	3340765	1	Pad 600AJ	
113	3538758	1	Plate, Cover Support	

## SECTION 3 - BOOM

ITEM	PART NUMBER	QTY	DESCRIPTION	REV
114	4060804	NLA	Flex-Trim (Use p/n 4060803)	
115	4070932	AR	Shim	
116	4711500	6	Flatwasher 5/16in Thin	
117	4711600	18	Flatwasher 3/8in Thin	
118		Ref	Plate Options:	
118		Ref	Plate 600A:	
118	3574171	3	USA Built Machines (Gemco Power Track) <b>(SN 0300087000 through 0300135637)</b>	
118	1001106758	3	USA Built Machines (Gortrac Power Track) <b>(SN 0300135638 through 0300177361)</b>	
118	1001106758	3	China Built 600A Machines <b>(SN B300000100 to Present)</b>	
118	3574185	3	Plate 600AJ	
119		Ref	Shim Options:	
119		Ref	Shim 600A:	
119	4071061	3	USA Built Machines (Gemco Power Track) <b>(SN 0300087000 through 0300135637)</b>	
119	1001106759	3	USA Built Machines (Gortrac Power Track) <b>(SN 0300135638 through 0300177361)</b>	
119	1001106759	3	China Built 600A Machines <b>(SN B300000100 to Present)</b>	
119	4071062	3	Plate 600AJ	
120	1180336	NLA	Power Track Assembly 600A (USA Built Machines) (Use p/n 1001224892) <b>(SN 0300087000 through 0300135637)</b>	
120	1001107153	NLA	Power Track Assembly 600A (USA Built Machines) (Use p/n 1001224892) <b>(SN 0300135638 through 0300177361)</b>	
120	1001107153	NLA	Power Track Assembly 600A (China Built Machines) (Use p/n 1001224892) <b>(SN B300000100 through B300001866)</b>	
120	1001224892	1	Power Track Assembly 600A (China Built Machines) <b>(SN B300001867 to Present)</b>	
120		Ref	Note: Use Detail on Illustration to identify power track brand, before ordering replacement parts.	
120A		Ref	Gemco Replacement Parts (600A):	
120A	7006140	AR	Repair Section (Includes 10 Link Pin, 4 Radius Links, 8 Carrier Links, 4 Rod Carrier, 8 Screws, 10 Slugs & 20 Bearing Plates)	
120A	7006151	2 Pair	Feet, Mounting	
120A	7006161	AR	Rod	
120A	7006152	AR	Pin Kit (Includes 1 pin, 1 Retaining Ring & 4 Washers)	
120B		Ref	Gortrac GT Replacement Parts (600A):	
120B	70002011	AR	Repair Section	
120B	70002012	1	Mounting Bracket Kit	
120B		Ref	Gortrac MA Replacement Parts (600A):	
120B	70006257	1	Repair Section	
120B	70006273	1	Mounting Bracket Kit	
121	1180338	NLA	Power Track Assembly 600AJ (USA Built Machines) (Use p/n 1001099836) <b>(SN 0300087000 through 0300135637)</b>	
121	1001099836	1	Power Track Assembly 600AJ (USA Built Machines) <b>(SN 0300135638 through 0300177361)</b>	
121	1001099836	1	Power Track Assembly 600AJ (China Built Machines) <b>(SN B300000100 to Present)</b>	
121		Ref	Note: Use Detail on Illustration to identify power track brand, before ordering replacement parts.	
121A		Ref	Gemco Replacement Parts (600AJ):	
121A	7016519	AR	Repair Section (Includes 10 Link Pin, 4 Radius Links, 8 Carrier Links, 4 Rod Carrier, 8 Screws, 10 Slugs & 20 Bearing Plates)	

## SECTION 3 - BOOM

ITEM	PART NUMBER	QTY	DESCRIPTION	REV
121A	7006151	2 Pair	Feet, Mounting	
121A	7016521	AR	Rod	
121A	7006158	AR	Screw	
121A	7006152	AR	Pin Kit (Includes 1 pin, 1 Retaining Ring & 4 Washers)	
121B		Ref	Gortrac Replacement Parts (600AJ):	
121B	70001999	AR	Repair Section	
121B	70002000	1	Mounting Bracket Kit	
122		Ref	Tube Weldment Options:	
122		Ref	Tube Weldment 600A:	
122	4844969	1	USA Built Machines	
122	1001114875	1	China Built Machines	
122		Ref	Tube Weldment 600AJ:	
122	4844978	1	USA Built Machines	
122	1001115054	1	China Built Machines	
123		Ref	Support, Power Track Options:	
123		Ref	Support, Power Track 600A	
123	4844972	1	USA Built Machines	
123	1001115253	1	China Built Machines	
123		Ref	Support, Power Track 600AJ	
123	4844979	1	USA Built Machines	
123	1001115063	1	China Built Machines	



# SECTION 3 - BOOM

## FIGURE 3-7. ROTATOR ASSEMBLIES

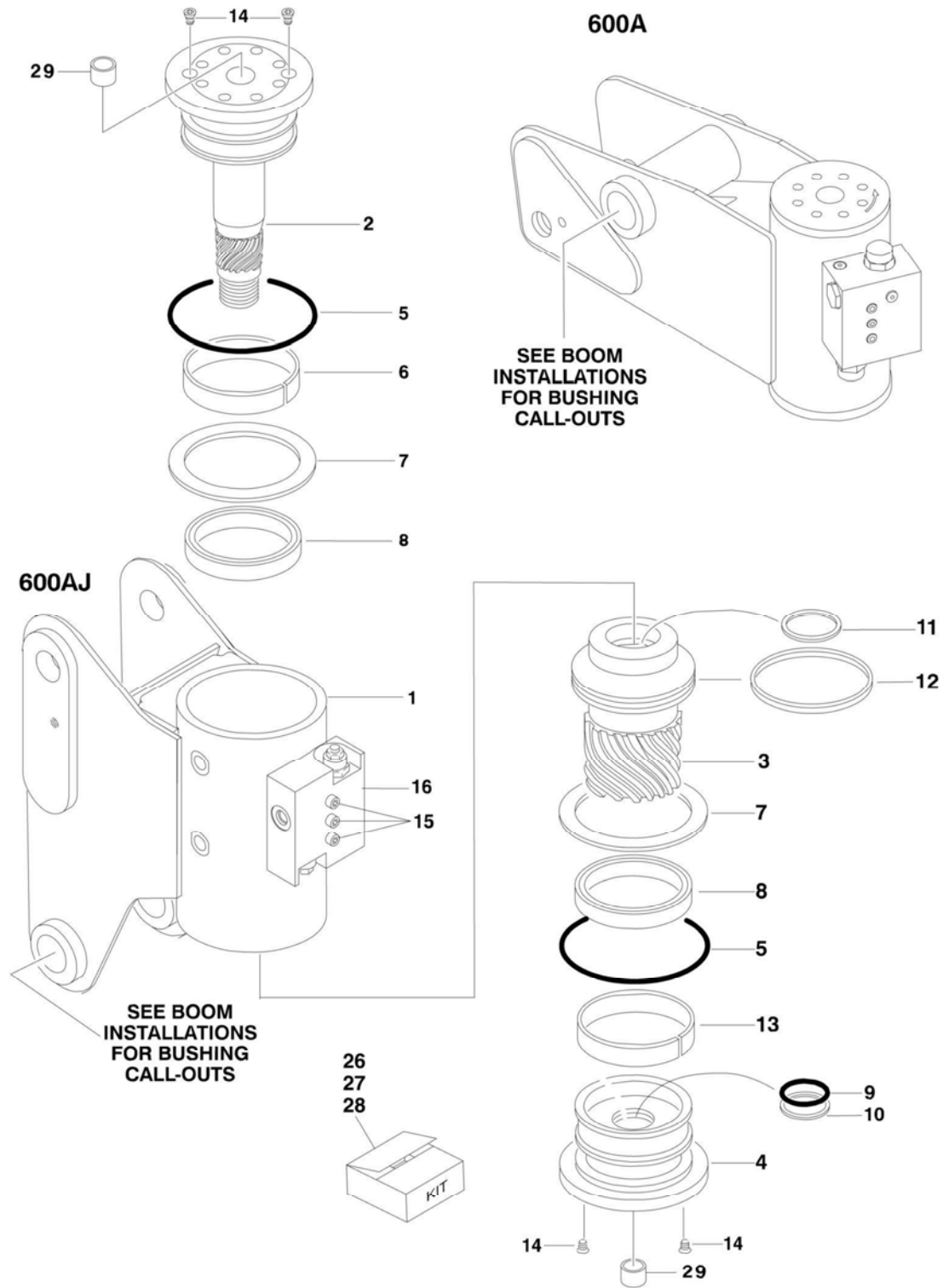


FIGURE 3-7. ROTATOR ASSEMBLIES

ITEM	PART NUMBER	QTY	DESCRIPTION	REV
		Ref	<b>ROTATOR ASSEMBLIES</b>	
	0060068	Ref	<b>Rotor Assemblies 600A (SN 0300087000 through 0300177361, SN B300000100 through B300001315)</b>	B
	1001181055	Ref	<b>Rotor Assemblies 600A (SN B300001316 to Present)</b>	A
	0060066	Ref	<b>Rotor Assemblies 600AJ (SN 0300087000 through 0300177361, SN B300000100 through B300002246)</b>	D
	1001178269	Ref	<b>Rotor Assemblies 600AJ (SN B300002247 to Present)</b>	A
1	See Note	NSS	Housing/Ring Gear Assembly (Note: Not Available - Purchase Complete Assembly)	
2	7017162	1	Weldment, Shaft	
3	7017163	1	Piston/Sleeve Assembly	
4	7017164	1	Cap, End	
5	See Note	NSS	O-Ring (Note: Use Item 26)	
6	See Note	NSS	Bearing, Shaft (Note: Use Item 27)	
7	See Note	NSS	Thrustwasher (Note: Use Item 27)	
8	See Note	NSS	Packing, Bearing (Note: Use Item 26)	
9	See Note	NSS	Seal, Cap (Note: Use Item 26)	
10	See Note	NSS	Ring, Back-up Cap (Note: Use Item 26)	
11	See Note	NSS	Seal, Rod (Note: Use Item 26)	
12	See Note	NSS	Seal, Piston (Note: Use Item 26)	
13	See Note	NSS	Bearing, Cap (Note: Use Item 27)	
14	70001697	6	Capscrew 1/4in-20NC x 3/8in (Grade 8)	
15	See Note	NSS	Bolt 1/4 x 1-1/2 (Grade 8) (Note: Not Available for Purchase)	
16	7017183	1	Valve Assembly	
16	7017193	2	Cartridge, Valve	
16	See Note	NSS	Seal Kit - 7017193 Valve (Note: Not Available - Purchase Complete Assembly)	
16	See Note	NSS	Cartridge, Valve (Not Shown - Located on Side of Block) (Note: Not Available - Purchase Complete Assembly)	
16	See Note	NSS	Seal Kit - Valve Located on Side of Block (Note: Not Available - Purchase Complete Assembly)	
26		Ref	Seal Kit Options (Includes Items 5, 8-12 & 28):	
26	7017158	1	Standard Seal Kit (Rotator p/n 0060066 & 0060068)	
26	70000342	1	Low Temperature Seal Kit (Rotator p/n 0060066, 0060068, 1001181055 & 1001178269)	
27	7017159	1	Bearing Kit (Includes Items 6, 7 & 13)	
28	7017142	1	Hardware Kit (Includes Qty 2 Plugs, Qty 2 Dowel Pins and Item 14)	
29	7017195	2	Bushing	

# SECTION 3 - BOOM

## FIGURE 3-8. PLATFORM SUPPORT INSTALLATION - WITH LSS

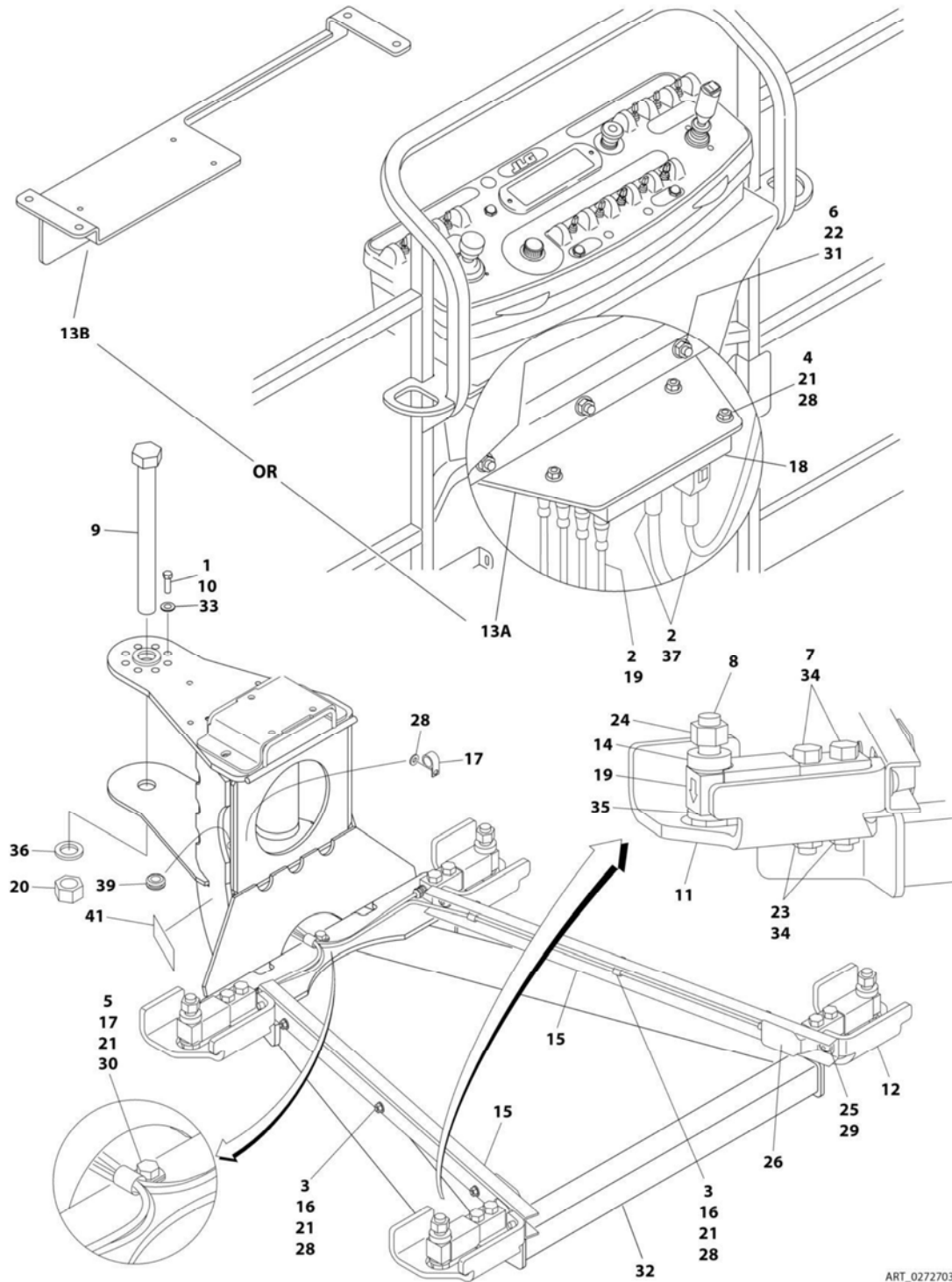




FIGURE 3-8. PLATFORM SUPPORT INSTALLATION - WITH LSS

ITEM	PART NUMBER	QTY	DESCRIPTION	REV
	0272703	Ref	<b>PLATFORM SUPPORT INSTALLATION - WITH LSS &amp; WITHOUT SKYGLAZIER (USA BUILT MACHINES)</b>	Q
	0272703	Ref	<b>PLATFORM SUPPORT INSTALLATION - WITH LSS &amp; WITH SKYGLAZIER (USA BUILT MACHINES) (NOTE: SEE SEPARATE BREAKDOWN IN PLATFORM SECTION FOR MACHINES BUILT BEFORE 2008) (SN 2008 to Present)</b>	Q
	1001115099	Ref	<b>PLATFORM SUPPORT INSTALLATION - WITH LSS (CHINA BUILT MACHINES)</b>	C
1	0100011	AR	Compound, Locking	
2	0100048	AR	Grease, Dielectric	
3	0641405	6	Bolt 1/4 x 5/8	
4	0641416	3	Bolt 1/4 x 2	
5	0641407	1	Bolt 1/4 x 7/8	
6	0641516	3	Bolt 5/16 x 2	
7	0641822	8	Bolt 1/2 x 2-3/4	
8	0642024	4	Bolt 5/8 x 3	
9	0642684	1	Bolt 1 x 10-1/2	
10	0681608	8	Bolt 3/8 x 1 Grade 8	
11	0902919	2	Bracket, Cell Guard	
12	0902920	2	Bracket, Cell Guard	
13		Ref	Bracket, Module Mount Options:	
13A	0902894	1	Bracket (USA Built Machines) <b>(SN 0300171769 through 0300138470)</b>	
13B	1001113483	1	Bracket (USA Built Machines) <b>(SN 0300138471 through 0300177360)</b>	
13B	1001113483	1	Bracket (China Built Machines)	
14	0962450	4	Bushing, Spacer	
15	1271538	2	Channel	
16	1320136	6	Clamp	
17	1320224	2	Clamp	
18	1600387	1	Module, Control - LSS (Note: Recalibration Required When Replaced)	
19	2420202	4	Cell, Load (Includes Cable)	
20	3272605	1	Nut 1 Grade 8	
21	3311405	10	Nut 1/4	
22	3311508	3	Nut 5/16	
23	3311805	8	Nut 1/2	
24	3312005	4	Nut 5/8	
25	3900283	4	Screw 3/8 x 3/4	
26	4061054	2	Shield	
27	4240033	AR	Tie-Strap (Not Shown)	
28	4711400	10	Washer 1/4	
29	4711600	4	Washer 3/8	
30	4751400	1	Washer 1/4	
31	4751500	3	Washer 5/16	
32	4846573	1	Support, Platform	
33	4891600	8	Washer 3/8	
34	4891800	8	Washer 1/2	
35	4892000	4	Washer 5/8	
36	4892600	1	Washer 1	
37	4922869	1	LSS Harness	

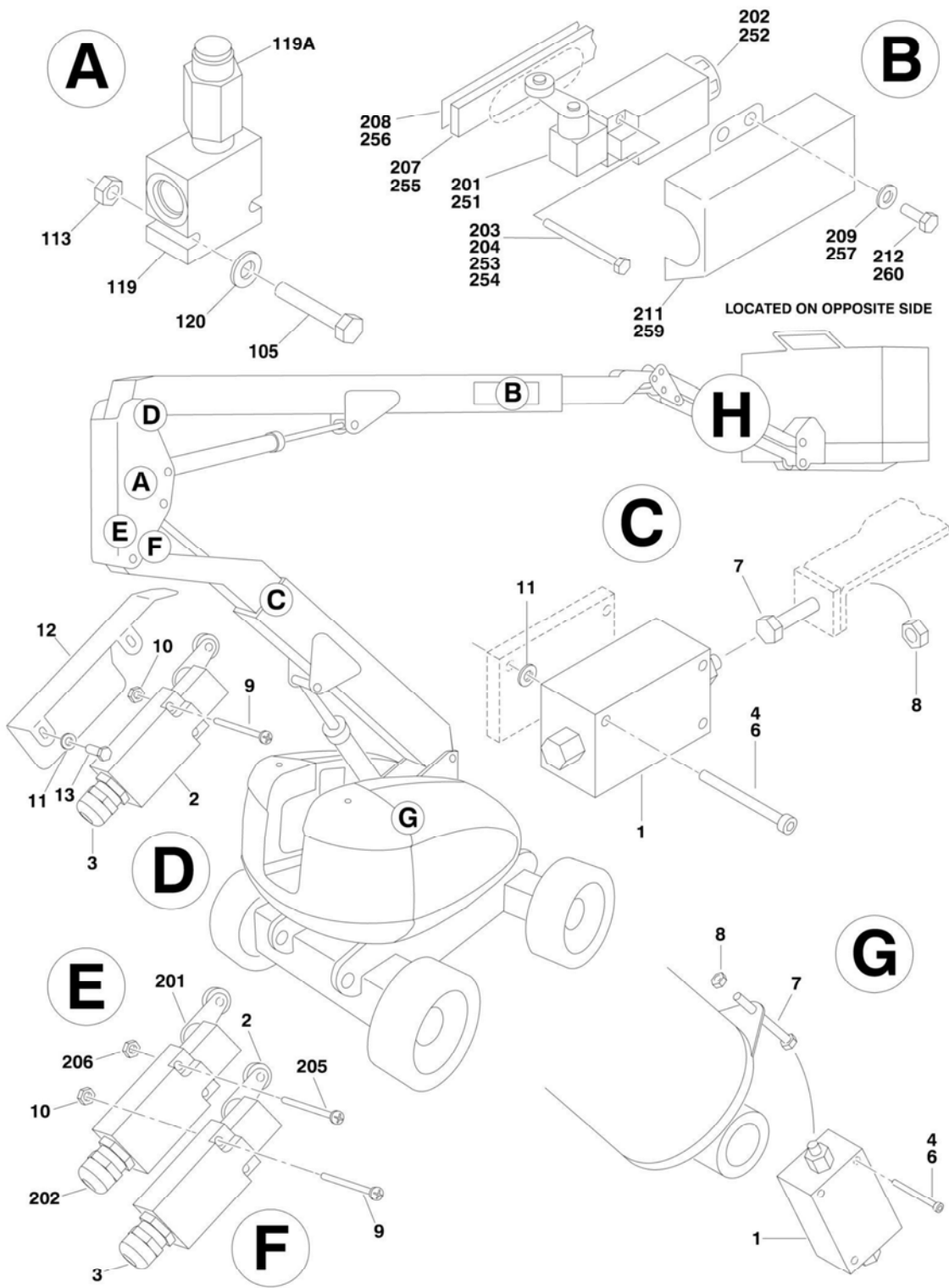
## SECTION 3 - BOOM

ITEM	PART NUMBER	QTY	DESCRIPTION	REV
37	4922705	1	Analyzer Harness (Not Shown)	
37	4460761	1	Receptacle, Female - 4 Position (Not Shown)	
37	4460226	2	Socket, Female	
37	4460836	1	Connector - 12 Position (Black) (J2)	
37	4460465	2	Socket, Female	
37	4460466	10	Plug, Terminal	
37	0840055	1	Boot	
37	4460933	1	Connector - 12 Position (Grey) (J1)	
37	4460465	3	Socket, Female	
37	4460466	9	Plug, Terminal	
37	0840055	1	Boot	
39	2540038	1	Grommet	
40	2920129	1	Bulb, Light (Not Shown - Located on Ground Control Box)	
41	1001216630	2	Decal - Tie Down/No Lift (USA Built Machines Only)	



# SECTION 3 - BOOM

## FIGURE 3-9. VALVES AND SWITCHES INSTALLATION (BOOM MOUNTED)



## SECTION 3 - BOOM

**FIGURE 3-9. VALVES AND SWITCHES INSTALLATION (BOOM MOUNTED)**

ITEM	PART NUMBER	QTY	DESCRIPTION	REV
	0255438	Ref	<b>BOOM VALVES AND LIMIT SWITCHES INSTALLATION (ALL SPECS)</b>	10-J
1		Ref	Valve, Manual 2-Way Options:	
1	4641139	2	USA Built Machines (SN 0300087000 through 0300091977)	
1	4641436	2	USA Built Machines (SN 0300091978 through 0300177361)	
1	4641436	2	China Built Machines (SN B300000100 to Present)	
2	M350-881-01	1	Cam Action Valve	
4	3931430	6	Bolt, Socket Head 1/4in-20NC x 1-7/8in	
6	0100011	AR	Compound, Locking	
7	0630427	2	Bolt, Special	
8	3311801	3	Nut 1/2in-13NC	
9	3930824	4	Bolt, Socket Head #8-32NC x 1-1/2in	
10	3310801	4	Nut #8-32NC	
11	4751400	8	Flatwasher 1/4in Regular	
12	1670819	1	Cover, Switch	
13	3931408	2	Bolt, Socket 1/4in-20NC x 1/2in	
101	0100011	AR	Compound, Locking (SN B300001393 to Present)	
102	0630467	6	Screw 5/6-18 x 1/2 (SN B300001393 to Present)	
105	0641424	2	Bolt 1/4-20 x 3	
106	0641606	2	Bolt 3/8-16 x 3/4 (SN B300001393 to Present)	
110	1670964	1	Cover (SN 0300181175 to Present)	
113	3311405	2	Nut 1/4-20	

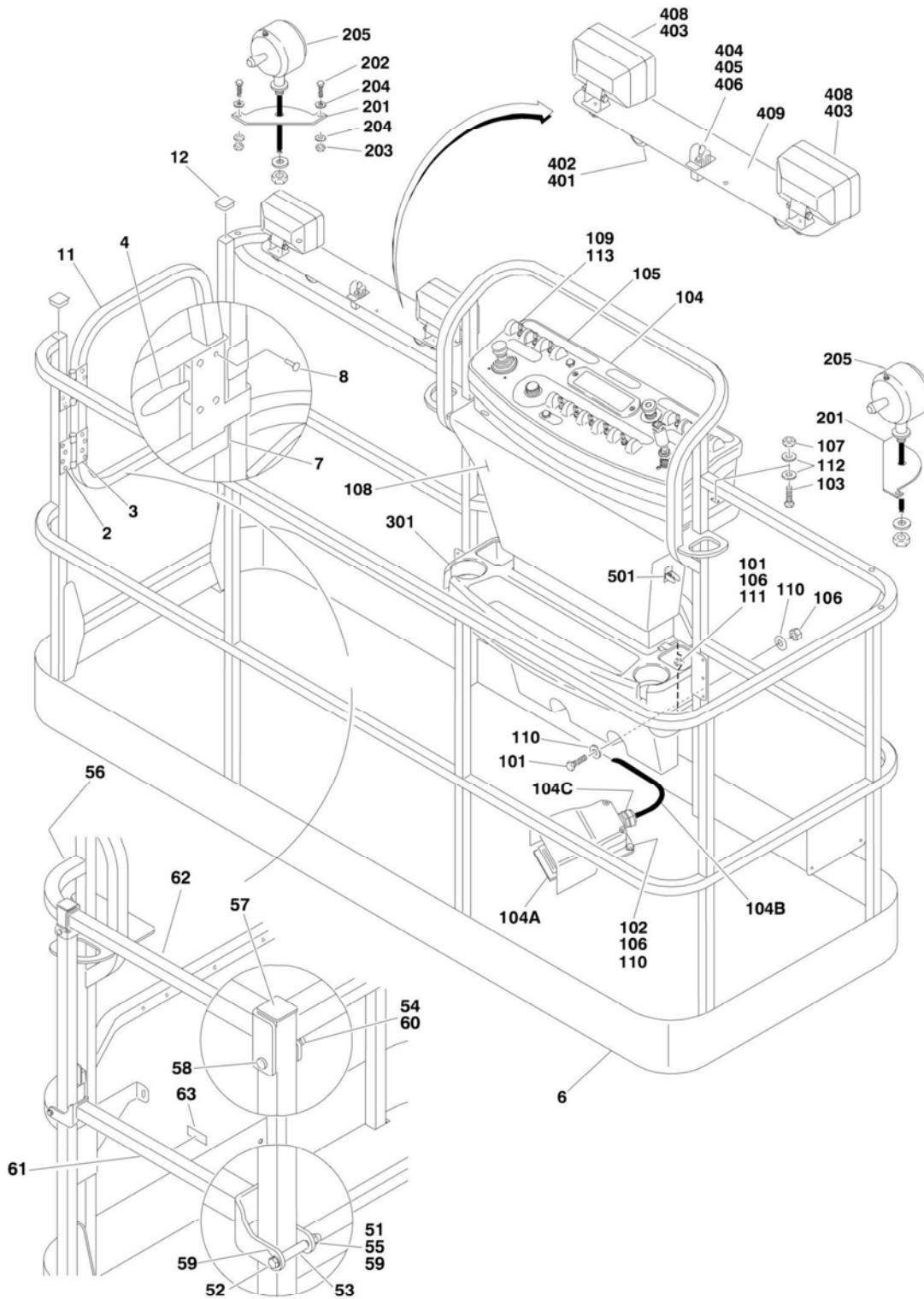
## SECTION 3 - BOOM

ITEM	PART NUMBER	QTY	DESCRIPTION	REV
119	4640929	1	Valve Assembly - Relief	
119A	7012970	1	Cartridge Valve	
119A	7012953	1	Seal Kit - 7012970 Valve	
120	4711400	2	Washer 1/4	
121	4711500	6	Washer 5/16 <b>(SN B300001393 to Present)</b>	
122	4711600	2	Washer 3/8 <b>(SN B300001393 to Present)</b>	
123	4846218	1	Plate, Valve Mounting <b>(SN B300001393 to Present)</b>	

**SECTION 4 - PLATFORM**

# SECTION 4 - PLATFORM

## FIGURE 4-1. PLATFORM ASSEMBLIES





## SECTION 4 - PLATFORM

### FIGURE 4-1. PLATFORM ASSEMBLIES

ITEM	PART NUMBER	QTY	DESCRIPTION	REV
		Ref	<b>PLATFORM ASSEMBLY WITH GATE</b>	
		Ref	<b>USA Built Machines:</b>	
	3510830	Ref	2.6ft x 4ft (0.70m x 1.22m) with No Mesh (SN 0300087000 through 0300168248)	M
	1001144027	Ref	2.6ft x 4ft (0.70m x 1.22m) with No Mesh (SN 0300168249 through 0300177361)	B
	3510831	Ref	2.6ft x 5ft (0.70m x 1.52m) with No Mesh (SN 0300087000 through 0300168248)	L
	1001144026	Ref	2.6ft x 5ft (0.70m x 1.52m) with No Mesh (SN 0300168249 through 0300177361)	B
	3510833	Ref	3ft x 6ft (0.9m x 1.83m) with No Mesh (SN 0300087000 through 0300168248)	I
	1001144024	Ref	3ft x 6ft (0.9m x 1.83m) with No Mesh (SN 0300168249 to Present)	B
	3510822	Ref	3ft x 8ft (0.9m x 2.44m) with No Mesh (SN 0300087000 through 0300168248)	J
	1001144023	Ref	3ft x 8ft (0.9m x 2.44m) with No Mesh (SN 0300168249 to Present)	B
		Ref	<b>China Built Machines:</b>	
	1001114335	Ref	3ft x 6ft (0.9m x 1.83m) with No Mesh (SN B300000100 through B300000901)	D
	1001146180	Ref	3ft x 6ft (0.9m x 1.83m) with No Mesh (SN B300000902 through B300001168)	E
	1001188305	Ref	3ft x 6ft (0.9m x 1.83m) with No Mesh (SN B300001169 to Present)	C
	1001228376	Ref	3ft x 6ft (0.9m x 1.83m) with Tri-Entry (1 Gate/2 Drop Bars)	A
	1001114391	Ref	3ft x 8ft (0.9m x 2.44m) with No Mesh (SN B300000100 through B300000901)	D
	1001146179	Ref	3ft x 8ft (0.9m x 2.44m) with No Mesh (SN B300000902 through B300001168)	E
	1001188308	Ref	3ft x 8ft (0.9m x 2.44m) with No Mesh (SN B300001169 to Present)	C
		Ref	<b>Note: Original Equipment platform may have been replaced with Service Replacement platform. Identify platform before ordering parts.</b>	
		Ref	<b>Note: Platform and Mesh must be ordered separately for Platforms with Mesh. See SPECIAL OPTIONS SECTION for Mesh Installations.</b>	
		Ref	<b>Note: Replacement Decals Must Be Purchased Separately - See DECALS SECTION.</b>	
		Ref	<b>Note: When replacing 8ft/2.44m platform with Soft Touch option, new Soft Touch Rail p/n 4846673 must be purchased to accommodate limit switch locations.</b>	
		Ref	<b>Note: When replacing platform on machines with SkyCutter option, new bracket p/n 1001145405 must be purchased to accommodate SkyCutter components.</b>	
2	2080040	16	Fastener, Huck	
3	2600281	2	Hinge, Self-Closing	
4	2940074	1	Latch	
6	See Note	NSS	Platform (Note: Purchase Platform Assembly)	
7		Ref	Plug	
7	3520072	AR	USA Built Machines	
7		Ref	China Built Machines	
7	3520198	AR	Platform p/ns 1001114335 & 1001114391	
7	1001144630	AR	Platform p/ns 1001146179 & 1001146180	

## SECTION 4 - PLATFORM

ITEM	PART NUMBER	QTY	DESCRIPTION	REV
8	3820020	4	Rivet	
9	4751000	4	Flatwasher #10 Regular	
11		Ref	Gate Options:	
11		Ref	USA Built Machines	
11	4846452	1	Platform p/ns 3510822, 3510830, 3510831, 3510833	
11	1001144629	1	Platform p/ns 1001144023, 1001144024, 1001144026, 1001144027, 1001228376	
11		Ref	China Built Machines	
11	1001114341	1	Platform p/ns 1001114335 & 1001114391	
11	1001144629	1	Platform p/ns 1001146179 & 1001146180	
12		Ref	Plug Options:	
12	3520198	2	USA Built Machines	
12		Ref	China Built Machines	
12	3520198	2	Platform p/ns 1001114335 & 1001114391	
12	1001145781	2	Platform p/ns 1001146179 & 1001146180	
		Ref	<b>PLATFORM ASSEMBLY WITH DROP-BAR</b>	
		Ref	<b>USA Built Machines:</b>	
	1001138431	Ref	<b>4ft x 2.5ft (1.2m x .76m) (SN 0300087000 through 0300168248)</b>	B
	1001144018	Ref	<b>4ft x 2.5ft (1.2m x .76m) (SN 0300168249 to Present)</b>	B
	1001138432	Ref	<b>5ft x 2.5ft (1.5m x .76m) (SN 0300087000 through 0300168248)</b>	B
	1001144019	Ref	<b>5ft x 2.5ft (1.5m x .76m) (SN 0300168249 through 0300177361)</b>	B
	1001138434	Ref	<b>6ft x 3ft (1.83m x .91m) (SN 0300087000 through 0300168248)</b>	B
	1001144021	Ref	<b>6ft x 3ft (1.83m x .91m) (SN 0300168249 through 0300177361)</b>	B
	1001138430	Ref	<b>8ft x 3ft (2.44m x .91m) (SN 0300087000 through 0300168248)</b>	B
	1001144022	Ref	<b>8ft x 3ft (2.44m x .91m) (SN 0300168249 to Present)</b>	B
		Ref	<b>China Built Machines:</b>	
	1001228215	Ref	<b>3ft x 2.5ft (1m x .76m)</b>	A
	1001139373	Ref	<b>6ft x 3ft (1.83m x .91m) (SN B300000100 through B300000901)</b>	B
	1001146182	Ref	<b>6ft x 3ft (1.83m x .91m) (SN B300000902 through B3000001168)</b>	E
	1001188306	Ref	<b>6ft x 3ft (1.83m x .91m) (SN B300001169 to Present)</b>	B
	1001228377	Ref	<b>3ft x 6ft (0.9m x 1.83m) with Tri-Entry (3 Drop Bars)</b>	A
	1001139374	Ref	<b>8ft x 3ft (2.44m x .91m) (SN B300000100 through B300000901)</b>	B
	1001146181	Ref	<b>8ft x 3ft (2.44m x .91m) (SN B300000902 through B300001168)</b>	E
	1001188309	Ref	<b>8ft x 3ft (2.44m x .91m) (SN B300001169 to Present)</b>	B
		Ref	<b>Note: Replacement Decals Must Be Ordered Separately - See DECALS SECTION.</b>	
51	0100011	AR	Compound, Locking	
52	0641418	2	Bolt 1/4in-20NC x 2-1/4in	
53	0961845	2	Bushing	
54	3290606	2	Nut M6	
55	3300151	2	Nut, Acorn	
56	See Note	NSS	Platform (Note: Purchase Platform Assembly)	
57		Ref	Cap-Plug Options:	
57	3520198	2	USA Built Machines	
57		Ref	China Built Machines	
57	3520198	2	Platform p/ns 1001139373 & 1001139374	

## SECTION 4 - PLATFORM

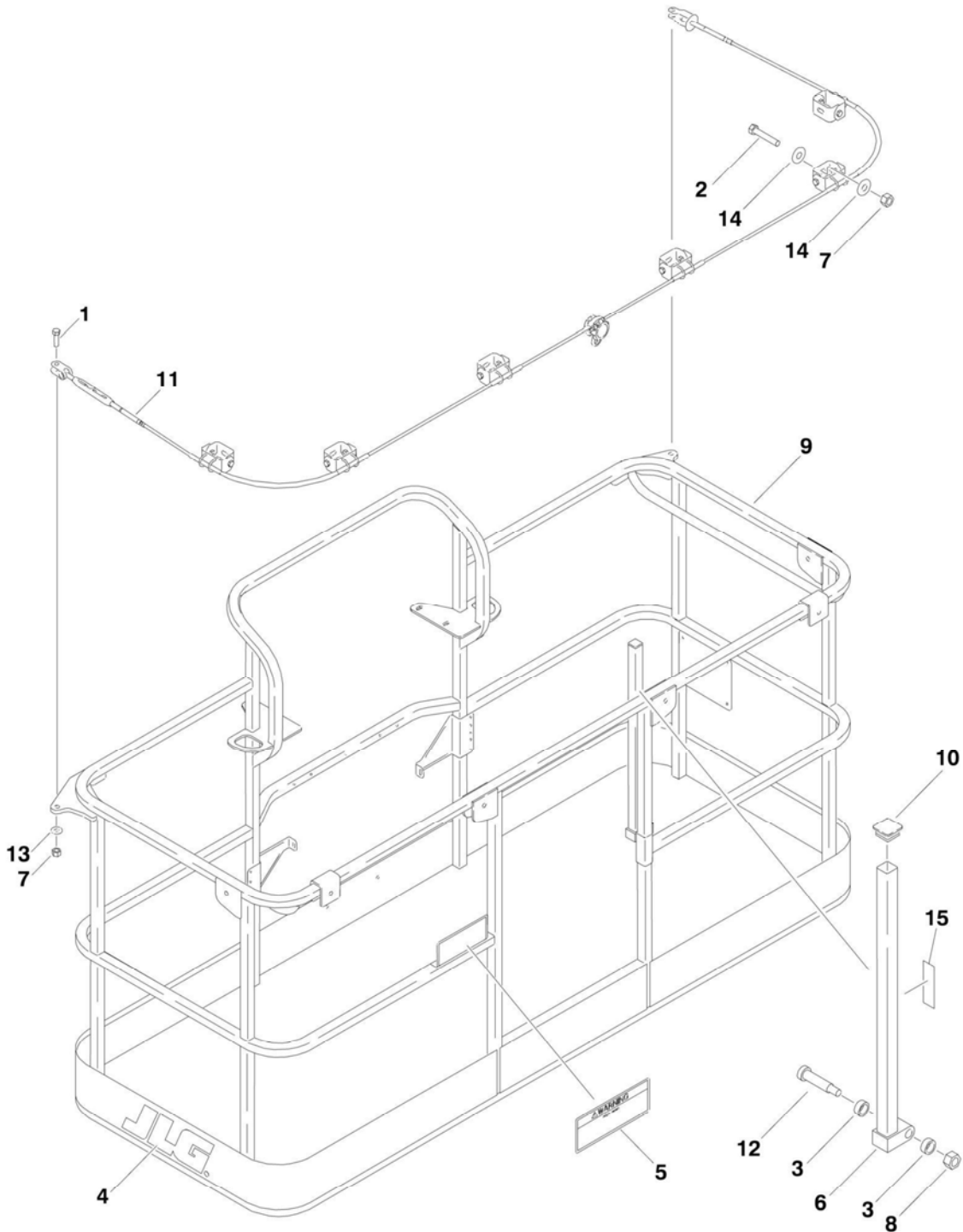
ITEM	PART NUMBER	QTY	DESCRIPTION	REV
57	1001145781	2	Platform p/ns 1001146181 & 1001146182	
58	4010618	2	Screw M6 x 50mm	
59	4711400	4	Flatwasher 1/4in	
60	4811700	2	Flatwasher M6	
61	1001138494	1	Bar, Drop (All except 3ft x 2.5ft (1m x .76m) Platform)	
61	1001226872	1	Bar, Drop (3ft x 2.5ft (1m x .76m) Platform)	
62	1001138514	1	Rail (Top)	
63	1001140429	1	Decal - Drop-Bar	
		Ref	<b>CONSOLE BOX INSTALLATION</b>	
	0271941	Ref	<b>USA Built Machines (SN 0300087000 through 0300138648)</b>	B
	1001108736	Ref	<b>USA Built Machines (SN 0300138649 through 0300139040)</b>	B
	1001144446	Ref	<b>USA Built Machines (SN 0300139041 through 0300167713)</b>	D
	1001145835	Ref	<b>USA Built Machines (SN 0300167714 through 0300177361)</b>	A
	1001114446	Ref	<b>China Built Machines (Without SkyGuard) (SN B300000100 through B300000864)</b>	D
	1001145835	Ref	<b>China Built Machines (Without SkyGuard) (SN B300000865 through B300001392)</b>	A
	1001159096	Ref	<b>China Built Machines (Without SkyGuard) (SN B300001393 to Present)</b>	C
	1001190118	Ref	<b>China Built Machines (With SkyGuard) (SN B300000100 through B300001392)</b>	B
	1001190113	Ref	<b>China Built Machines (With SkyGuard) (SN B300001393 to Present)</b>	B
	0258945	Ref	<b>China Built Machines 4WS Components</b>	A
101	0641406	4	Bolt 1/4in-20NC x 3/4in	
103	0641610	4	Bolt 3/8in-16NC x 1-1/4in	
104		Ref	Platform Console Box Assembly (See PLATFORM CONSOLE ASSEMBLY for Breakdown)	
104	0861517	1	<b>USA Built Machines (SN 0300087000 through 0300138648)</b>	
104	1001108735	1	<b>USA Built Machines (SN 0300138649 through 0300139040)</b>	
104	1001114448	1	<b>USA Built Machines (SN 0300139041 through 0300167713)</b>	
104	1001145834	1	<b>USA Built Machines (SN 0300167714 through 0300177361)</b>	
104	1001114448	1	<b>China Built Machines (Without SkyGuard) (SN B300000100 through B300000864)</b>	
104	1001145834	1	<b>China Built Machines (Without SkyGuard) (SN B300000865 through B300001392)</b>	
104	1001166672	1	<b>China Built Machines (Without SkyGuard) (SN B300001393 through B300001595)</b>	
104	1001202577	1	<b>China Built Machines (Without SkyGuard) (SN B300001596 to Present)</b>	
104	1001190094	1	<b>China Built Machines (With SkyGuard) (SN B300000100 through B300001392)</b>	
104	1001190089	1	<b>China Built Machines (With SkyGuard) (SN B300001393 through B300001595)</b>	
104	1001202573	1	<b>China Built Machines (With SkyGuard) (SN B300001596 to Present)</b>	

## SECTION 4 - PLATFORM

ITEM	PART NUMBER	QTY	DESCRIPTION	REV
			<b>or p/n 1001117320. If Original Equipment on machines SN 0300087000 to SN 0300143952 was replaced as an "assembly", p/n 1001117320 may have been used as part of the Service Replacement. Identify component before ordering parts.</b>	
104A		Ref	Footswitch Options:	
104A	4360031	1	Footswitch - USA Built Machines <b>(SN 0300087000 through 0300143951)</b>	
104A	7000625	2	Block for 4360031 Footswitch	
104A	1001117320	1	Footswitch - USA Built Machines <b>(SN 0300143952 through 0300167713)</b>	
104A	1001117320	1	Footswitch - China Built Machines <b>(SN B300000100 through B300000724)</b>	
104A	70003483	1	Block for 1001117320 Footswitch	
104A	1001117172	1	Footswitch - USA Built Machines <b>(SN 0300167714 through 0300177361)</b>	
104A	1001117172	1	Footswitch - China Built Machines <b>(SN B300000725 to Present)</b>	
104A	70002902	1	Block, Contact for 1001117172 Footswitch	
104A	70002903	1	Gasket for 1001117172 Footswitch	
104A	70002905	1	Cover for 1001117172 Footswitch	
104A	70002904	1	Bolt Replacement Kit for 1001117172 Footswitch	
105	1702676	1	Decal - Horn	
106	3311405	7	Locknut 1/4in-20NC	
107	3311605	4	Locknut 3/8in-16NC	
108	3380434	1	Panel, Decal Mount	
110	4740362	7	Washer, Fender 1/4in	
111	4751400	4	Flatwasher 1/4in Regular	
112	4751600	8	Flatwasher 3/8in Regular	
113	3790012	1	O-Ring	
		Ref	<b>TRAY INSTALLATIONS (OPTIONAL)</b>	
301	1580012	1	Tray, Storage (Center)	
302	1580013	1	Tray, Storage (Rail Mounted - Not Shown)	

# SECTION 4 - PLATFORM

## FIGURE 4-2. PLATFORM COMPONENTS INSTALLATION (FALL ARREST PLATFORM)



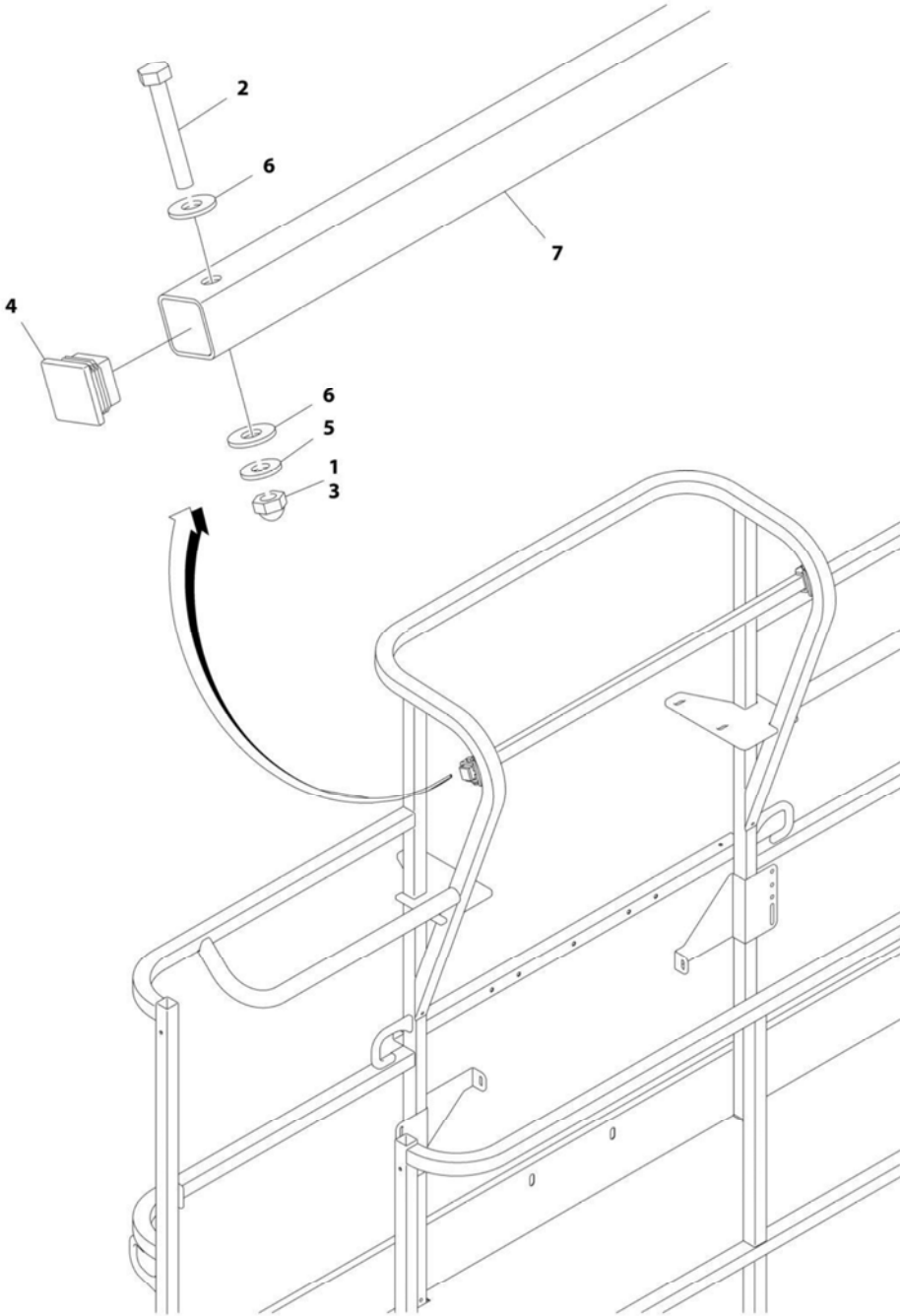
## SECTION 4 - PLATFORM

**FIGURE 4-2. PLATFORM COMPONENTS INSTALLATION (FALL ARREST PLATFORM)**

ITEM	PART NUMBER	QTY	DESCRIPTION	REV
		Ref	<b>PLATFORM ASSEMBLY (FALL ARREST)</b>	
		Ref	<b>Note: Not Available on CE Specs.</b>	
	3510884	Ref	<b>3ft x 6ft (0.9m x 1.83m) (SN 0300087000 through 0300177361)</b>	F
	3510868	Ref	<b>3ft x 8ft (0.9m x 2.44m) (SN 0300087000 through 0300177361)</b>	F
	3510868	Ref	<b>3ft x 8ft (0.9m x 2.44m) (SN B300000100 through B300001279)</b>	F
	1001186334	Ref	<b>3ft x 8ft (0.9m x 2.44m) (SN B300001280 to Present)</b>	D
		Ref	<b>Note: Replacement Decals Must Be Ordered Separately - See DECALS SECTION.</b>	
1	0681814	2	Bolt 1/2in-13NC x 1-3/4in	
2	0681822	AR	Bolt 1/2in-13NC x 2-3/4in	
3	0962270	2	Bearing	
4	1702773	1	Decal - JLG (3ft x 8ft (0.9m x 2.44m) Platform Only)	
5	1705014	1	Decal - Safety	
6	2410014	1	Gate Weldment	
7	3271805	AR	Locknut 1/2in-13NC	
8	3311605	1	Locknut 3/8in-16NC	
9	See Note	NSS	Platform Weldment (Note: Purchase Platform Assembly)	
10	3520072	1	Cap-Plug	
11		Ref	Cable, Fall Arrest Options:	
11	1060919	NLA	Cable (3ft x 6ft (0.9m x 1.83m) Platform) (Use p/n 1001203655)	
11	3890040	NLA	Cable (3ft x 8ft (0.9m x 2.44m) Platform) (Use p/n 1001203656)	
11	3890040	NLA	Cable (3ft x 8ft (0.9m x 2.44m) Platform) (Use p/n 1001203656) <b>(SN B300000100 through B300001500)</b>	
11	1001203656	1	Cable (3ft x 8ft (0.9m x 2.44m) Platform) <b>(SN B300001501 to Present)</b>	
12	3900054	1	Bolt 1/2in-13NC x 1 3/4in	
13	4711800	AR	Flatwasher 1/2in Thin	
14	4751800	AR	Flatwasher 1/2in Regular	
15	1706385	1	Decal - Drop Bar	

**SECTION 4 - PLATFORM**

**FIGURE 4-13. CROSS RAIL INSTALLATION**



ART\_1001182138

## SECTION 4 - PLATFORM

### FIGURE 4-13. CROSS RAIL INSTALLATION

ITEM	PART NUMBER	QTY	DESCRIPTION	REV
	1001182138	Ref	<b>CROSS RAIL INSTALLATION</b>	A
1	0100071	AR	Compound, Locking	
2	0641414	2	Bolt 1/4 x 1-3/4	
3	3300430	2	Nut 1/4	
4	3520182	2	Plug	
5	4711400	2	Washer 1/4	
6	4751400	4	Washer 1/4	
7	1001191708	1	Bar	

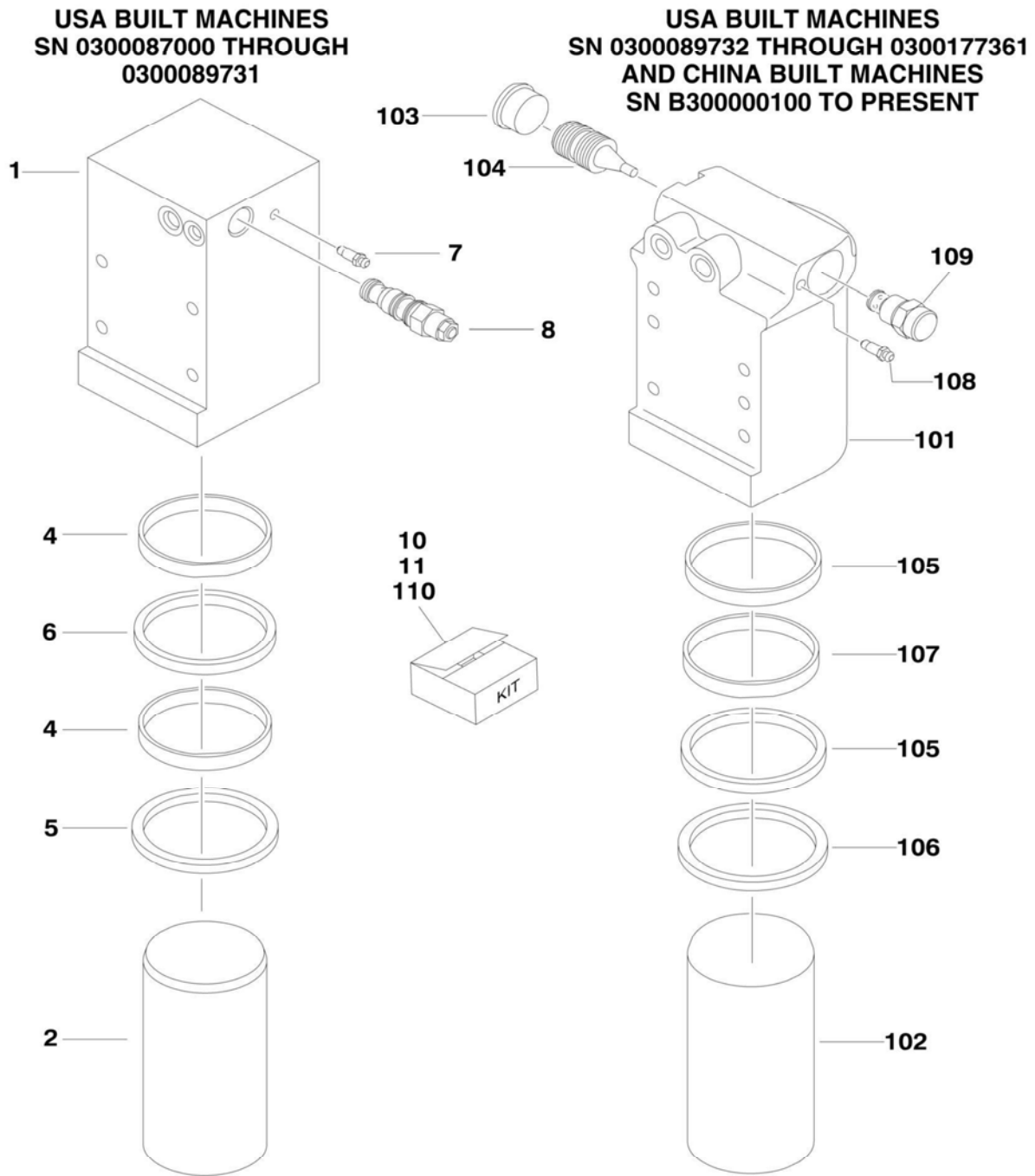




**SECTION 5 - CYLINDER**

# SECTION 5 - CYLINDER

## FIGURE 5-1. AXLE LOCKOUT CYLINDER ASSEMBLY



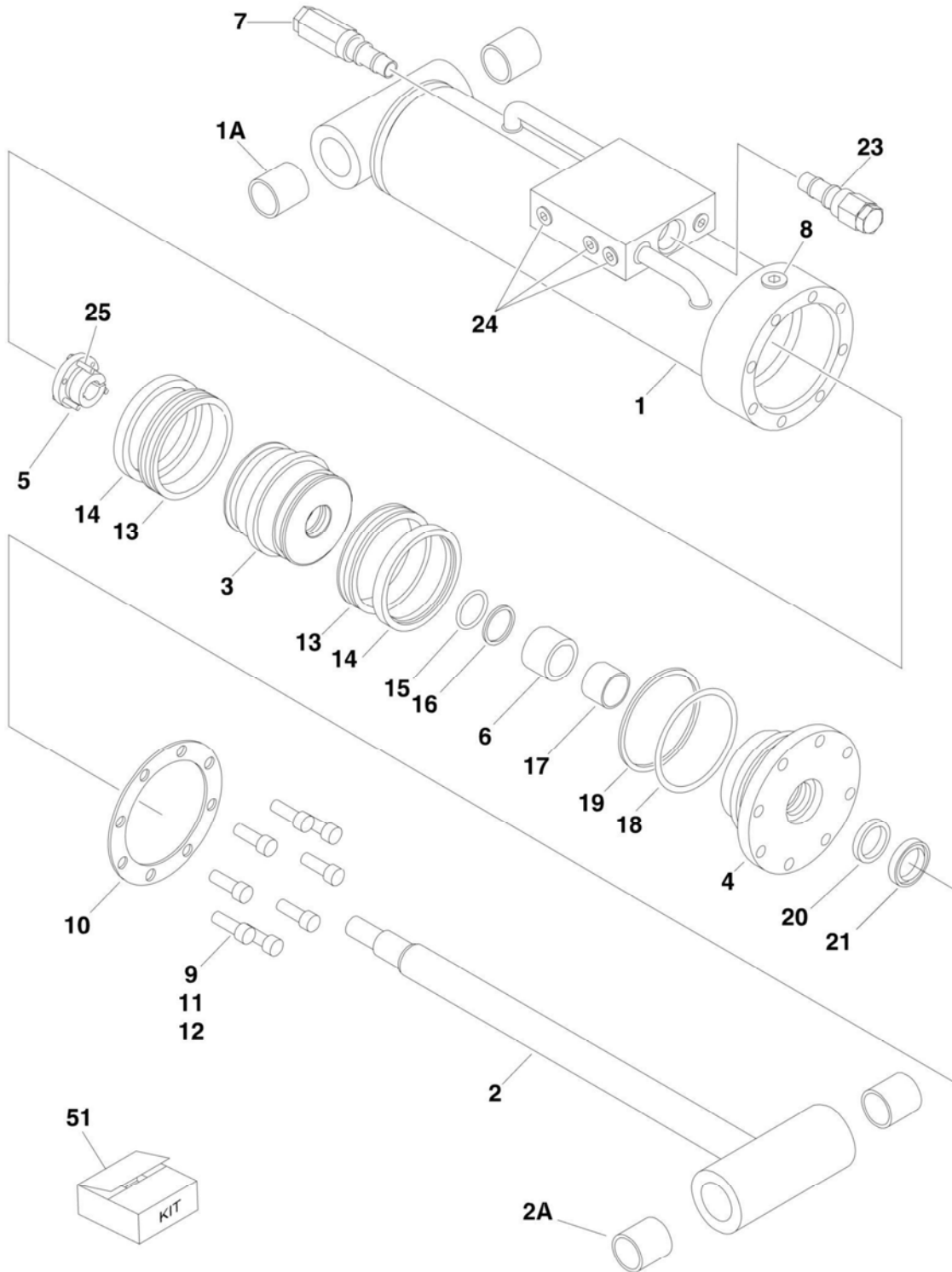
## SECTION 5 - CYLINDER

**FIGURE 5-1. AXLE LOCKOUT CYLINDER ASSEMBLY**

ITEM	PART NUMBER	QTY	DESCRIPTION	REV
	1684280	Ref	<b>AXLE LOCKOUT CYLINDER ASSEMBLY (USA BUILT MACHINES) (SN 0300087000 through 0300089731)</b>	G
		Ref	<b>Note: Original Equipment components may have been replaced with Service Replacement components part. Identify p/n stamped on cylinder before ordering parts.</b>	
1	1684289	1	Barrel	
2	1684290	1	Rod	
4	See Note	NSS	Ring, Wear (Note: Use Item 10)	
5	See Note	NSS	Wiper (Note: Use Item 10)	
6	See Note	NSS	Seal, Rod (Note: Use Item 10)	
7	4640858	1	Bleeder	
8	4641319	1	Cartridge, Valve	
8	7024879	1	Seal Kit	
10	2902266	1	Seal Kit (Includes Items 4-6)	
11	1001167359	1	Cylinder Replacement Kit (Kit Replaces p/n 1684280 with p/n 1684465 Cylinder)	
	1684465	Ref	<b>AXLE LOCKOUT CYLINDER ASSEMBLY (USA BUILT MACHINES) (SN 0300089732 through 0300177361)</b>	J
	1684465	Ref	<b>AXLE LOCKOUT CYLINDER ASSEMBLY (CHINA BUILT MACHINES) (SN B300000100 to Present)</b>	J
		Ref	<b>Note: Original Equipment components may have been replaced with Service Replacement components part. Identify p/n stamped on cylinder before ordering parts.</b>	
101	0370026	1	Barrel	
102	1684290	1	Rod	
103	2220890	1	Plug	
104	3480288	1	Piston, Pilot	
105	See Note	NSS	Ring, Wear (Note: Use Item 110)	
106	See Note	NSS	Wiper (Note: Use Item 110)	
107	See Note	NSS	Seal, Rod (Note: Use Item 110)	
108	4640858	1	Bleeder	
109	4641390	1	Cartridge, Valve	
109	7017496	1	Seal Kit	
110	2902266	1	Seal Kit (Includes Items 4-6)	

# SECTION 5 - CYLINDER

## FIGURE 5-2. LEVEL CYLINDER ASSEMBLY - PLATFORM SLAVE



## SECTION 5 - CYLINDER

### FIGURE 5-2. LEVEL CYLINDER ASSEMBLY - PLATFORM SLAVE

ITEM	PART NUMBER	QTY	DESCRIPTION	REV
	1683415	Ref	<b>PLATFORM LEVEL CYLINDER ASSEMBLY - 600A (SN 0300087000 through 0300177361)</b>	H
	1683415	Ref	<b>PLATFORM LEVEL CYLINDER ASSEMBLY - 600A (SN B300000100 through B300002696)</b>	H
	1683418	Ref	<b>PLATFORM LEVEL CYLINDER ASSEMBLY - 600AJ (WITHOUT ARCTIC PACKAGE) (SN 0300087000 through 0300177361)</b>	J
	1683418	Ref	<b>PLATFORM LEVEL CYLINDER ASSEMBLY - 600AJ (WITHOUT ARCTIC PACKAGE) (SN B300000100 through B300002696)</b>	J
	1001138798	Ref	<b>PLATFORM LEVEL CYLINDER ASSEMBLY - 600AJ (WITH ARCTIC PACKAGE) (SN 0300087000 through 0300177361)</b>	B
		Ref	<b>Note: Original Equipment components may have been replaced with Service Replacement components part. Identify p/n stamped on cylinder before ordering parts.</b>	
1	1683952	1	Barrel Weldment (Note: Item 1A not included - Purchase Separately)	
1A		Ref	Bushing Options:	
1A	0961947	2	Bushing 600A	
1A	0961951	2	Bushing 600AJ	
2		Ref	Rod Weldment Options:	
2	1683976	1	Bushing 600A (Note: Includes Item 2A)	
2	1683963	1	Bushing 600AJ (Note: Item 2A not included - Purchase Separately)	
2A		Ref	Bushing Options:	
2A	0961947	2	Bushing 600A	
2A	0961951	2	Bushing 600AJ	
3		Ref	Piston Options:	
3	3480210	1	Piston 600A	
3	3480188	1	Piston 600AJ	
4		Ref	Head Options:	
4	1683053	1	Head 600A	
4	1683055	1	Head 600AJ	
5		Ref	Bushing, Tapered (Includes Item 25) Options:	
5	0961893	1	Bushing, Tapered 600A	
5	0961894	1	Bushing, Tapered 600AJ	
6	4566468	1	Spacer	
7	4640509	1	Cartridge, Valve	
7	2900792	1	Seal Kit - 4640509 Valve	
8	2220885	1	Plug, O-Ring	
9		Ref	Capscrew, Socket Head Options:	
9	3931516	8	Capscrew 600A - Capscrew 5/16in-18NC x 1in	
9	3931620	8	Capscrew 600AJ - Capscrew 3/8in-16NC x 1-1/4in	
10		Ref	Ring, Washer Options:	
10	3760368	1	Ring 600A	
10	3760369	1	Ring 600AJ	
11	0100011	AR	Compound, Locking	
12	0100038	AR	Primer, Locking	
13	See Note	NSS	Seal (Note: Use Item 51)	
14	See Note	NSS	Ring, Lock (Note: Use Item 51)	
15	See Note	NSS	O-Ring (Note: Use Item 51)	
16	See Note	NSS	Ring, Back-up (Note: Use Item 51)	
17	See Note	NSS	Ring, Wear (Note: Use Item 51)	
18	See Note	NSS	O-Ring (Note: Use Item 51)	

## SECTION 5 - CYLINDER

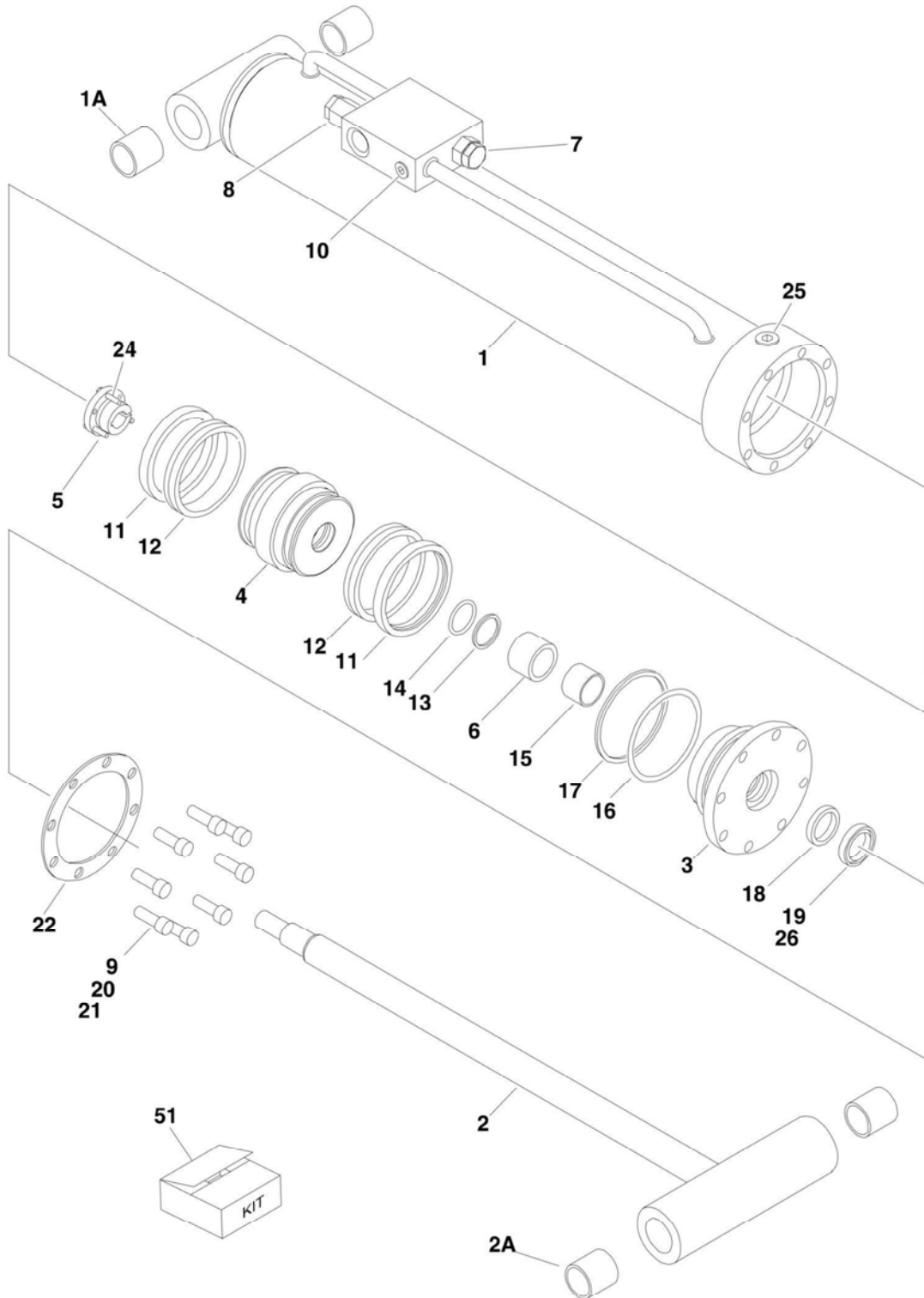
ITEM	PART NUMBER	QTY	DESCRIPTION	REV
19	See Note	NSS	Ring, Back-up (Note: Use Item 51)	
20	See Note	NSS	Seal, Rod (Note: Use Item 51)	
21	See Note	NSS	Wiper (Note: Use Item 51)	
23	4640932	1	Cartridge, Valve	
23	7011112	1	Seal Kit - 4640932 Valve	
24	2220883	8	Plug, O-Ring	
25		Ref	Bolt Options:	
25	0630534	3	Bolt 600A - Bolt #10 - 24NC x 1in	
25	0630535	3	Bolt 600AJ - Bolt 1/4in - 20NC x 1-1/8in	
51		Ref	Seal Kit Options (Includes Items 13-21):	
51	2901303	1	Seal Kit - 600A	
51	2901301	1	Seal Kit - 600AJ without Arctic Package	
51	1001138796	1	Seal Kit - 600AJ with Arctic Package	





# SECTION 5 - CYLINDER

FIGURE 5-8. LEVEL CYLINDER ASSEMBLY - UPRIGHT (SN 0300087000 through 0300177361, SN B300000100 through B300002477)



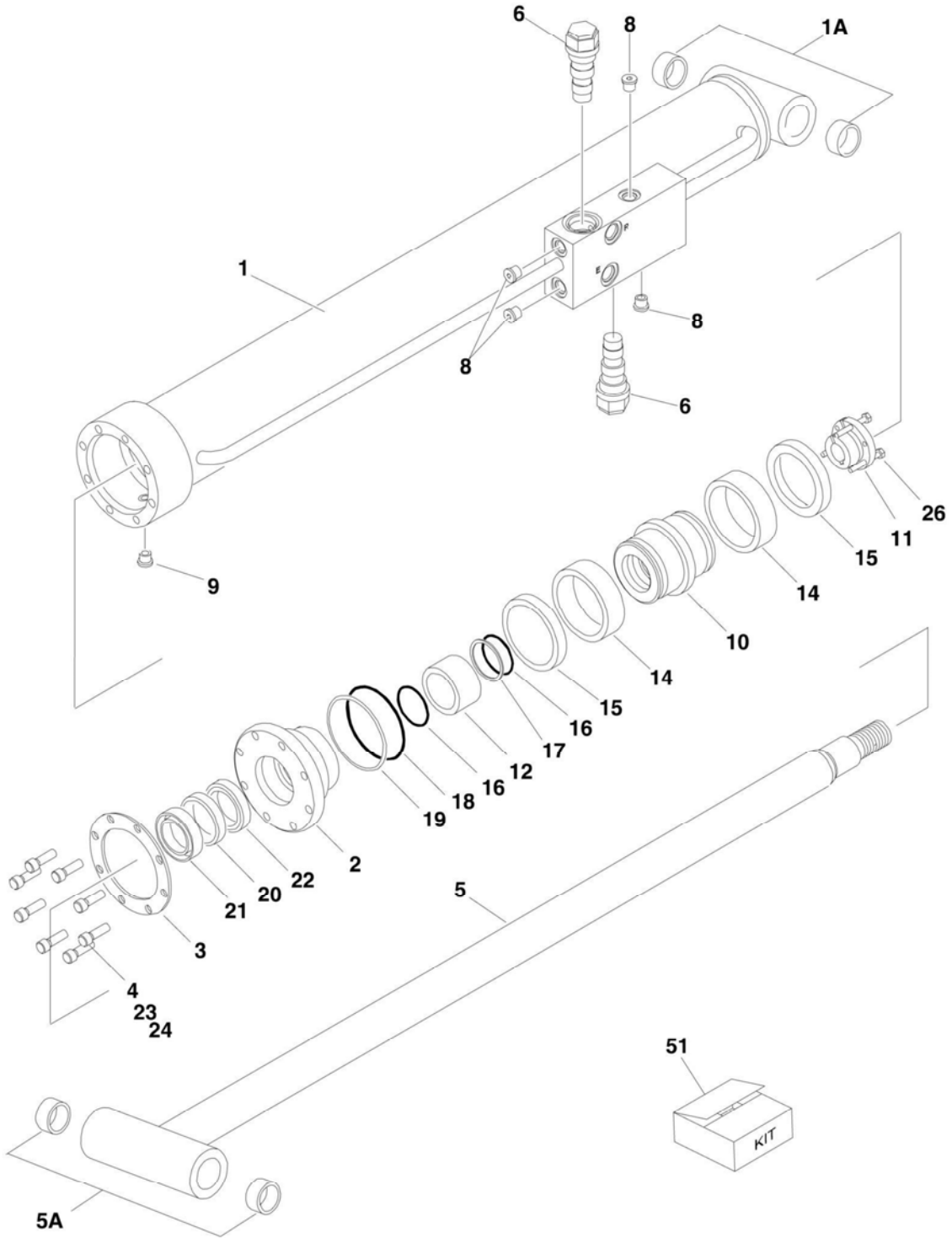
## SECTION 5 - CYLINDER

**FIGURE 5-8. LEVEL CYLINDER ASSEMBLY - UPRIGHT (SN 0300087000 through 0300177361, SN B300000100 through B300002477)**

ITEM	PART NUMBER	QTY	DESCRIPTION	REV
		Ref	<b>UPRIGHT LEVEL CYLINDER ASSEMBLY</b>	
	1683299	Ref	<b>USA Built Machines (SN 0300087000 through 0300097637)</b>	H
	1684498	Ref	<b>USA Built Machines (SN 0300097638 through 0300177361)</b>	E
	1684498	Ref	<b>China Built Machines (SN B300000100 through B300002477)</b>	E
		Ref	<b>Note: Original Equipment components may have been replaced with Service Replacement components part. Identify p/n stamped on cylinder before ordering parts.</b>	
1		Ref	Barrel Weldment	
1	1684014	NLA	USA Built Machines (Use p/n 0370035) <b>(SN 0300087000 through 0300097637)</b>	
1	0370035	1	USA Built Machines <b>(SN 0300097638 through 0300177360)</b>	
1	0370035	1	China Built Machines <b>(SN B300000100 through B3000002477)</b>	
1A	0961949	2	Bushing	
2	1684015	1	Rod Weldment	
2A	0961949	2	Bushing	
3	1683067	1	Head	
4	3480206	1	Piston	
5	0961898	1	Bushing, Tapered (Use item #24 in place of supplied bolts)	
6	4566501	1	Spacer, Tube	
7	4640509	1	Cartridge, Valve	
7	2900792	1	Seal Kit - 4640509 Valve	
8	4640605	1	Cartridge, Valve	
8	2900792	1	Seal Kit - 4640605 Valve	
9	3932032	8	Bolt, Socket Head 5/16in-11NC x 2in	
10	2220883	2	Plug, O-Ring	
11	See Note	NSS	Ring, Lock (Note: Use Item 51)	
12	See Note	NSS	Seal, Hydrolock (Note: Use Item 51)	
13	See Note	NSS	O-Ring (Note: Use Item 51)	
14	See Note	NSS	Ring, Back-up (Note: Use Item 51)	
15	See Note	NSS	Ring, Wear (Note: Use Item 51)	
16	See Note	NSS	O-Ring (Note: Use Item 51)	
17	See Note	NSS	Ring, Back-up (Note: Use Item 51)	
18	See Note	NSS	Seal, Rod (Note: Use Item 51)	
19	See Note	NSS	Wiper (Note: Use Item 51)	
20	0100011	AR	Compound, Locking	
21	0100038	AR	Primer, Locking	
22	3760372	1	Washer, Ring	
24	0630536	3	Bolt 3/8in-16NC x 1-1/2in	
25	2220886	1	Plug, O-Ring	
26	0100063	AR	Adhesive	
51	2901285	1	Seal Kit (Includes Items 11-19)	

# SECTION 5 - CYLINDER

FIGURE 5-10. LIFT CYLINDER ASSEMBLY - ARTICULATING JIB - 600AJ (ORIGINAL EQUIPMENT)  
(SN 0300087000 through 0300177361, SN B300000100 through B300002658)



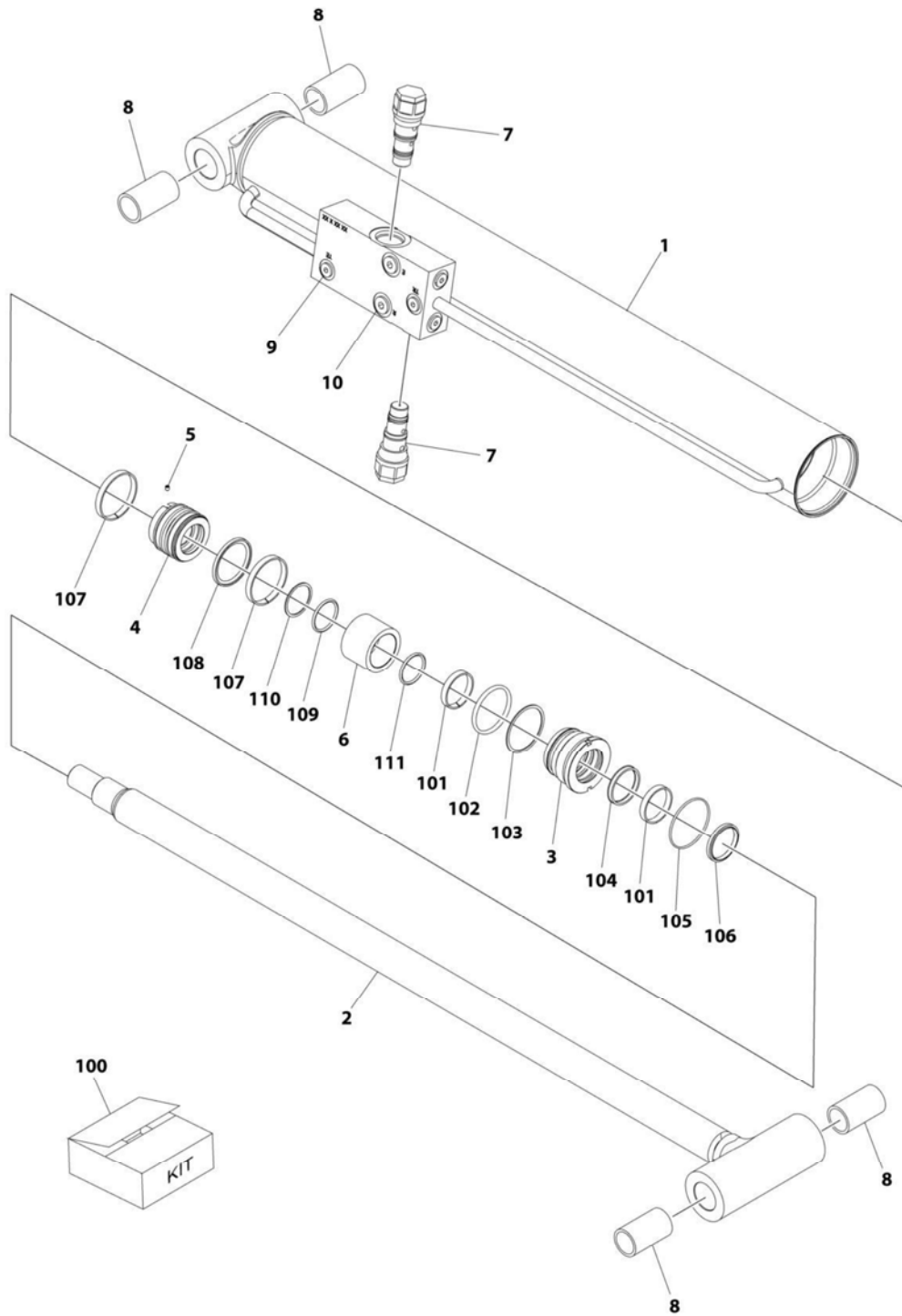
## SECTION 5 - CYLINDER

**FIGURE 5-10. LIFT CYLINDER ASSEMBLY - ARTICULATING JIB - 600AJ (ORIGINAL EQUIPMENT)  
(SN 0300087000 through 0300177361, SN B300000100 through B300002658)**

ITEM	PART NUMBER	QTY	DESCRIPTION	REV
	1683609	Ref	<b>LIFT CYLINDER ASSEMBLY - 600AJ (WITHOUT ARCTIC PACKAGE)</b>	I
	1001138792	Ref	<b>LIFT CYLINDER ASSEMBLY - 600AJ (WITH ARCTIC PACKAGE)</b>	A
		Ref	<b>Note: Original Equipment components may have been replaced with Service Replacement components part. Identify p/n stamped on cylinder before ordering parts.</b>	
1	1684089	1	Barrel	
1A	0962336	2	Bushing	
2	1683053	1	Head	
3	3760368	1	Ring, Washer	
4	3931516	8	Capscrew, Socket Head 5/16in-18NC x 1in	
5	1684090	1	Rod	
5A	0962336	2	Bushing	
6	4640509	2	Cartridge, Valve	
6	2900792	2	Seal Kit - 4640509 Valve	
8	2220883	2	Plug, O-Ring #4	
9	2220885	1	Plug, O-Ring #6	
10	3480210	1	Piston	
11	0961893	1	Bushing, Tapered	
12	4100100	1	Spacer, Tube	
14	See Note	NSS	Seal (Note: Use Item 51)	
15	See Note	NSS	Ring, Lock (Note: Use Item 51)	
16	See Note	NSS	O-Ring (Note: Use Item 51)	
17	See Note	NSS	Ring, Back-up (Note: Use Item 51)	
18	See Note	NSS	O-Ring (Note: Use Item 51)	
19	See Note	NSS	Ring, Back-up (Note: Use Item 51)	
20	See Note	NSS	Seal, Rod (Note: Use Item 51)	
21	See Note	NSS	Wiper (Note: Use Item 51)	
22	See Note	NSS	Ring, Wear (Note: Use Item 51)	
23	0100011	AR	Compound, Locking	
24	0100038	AR	Primer, Locking	
26	0630534	3	Bolt #10 - 24NC x 1in	
51		Ref	Seal Kit Options (Includes Items 14-22):	
51	2901303	1	Without Arctic Package	
51	1001138795	1	With Arctic Package	

# SECTION 5 - CYLINDER

FIGURE 5-12. LIFT CYLINDER ASSEMBLY - ARTICULATING JIB - 600AJ (SERVICE REPLACEMENT)  
(SN 0300087000 through 0300177361)



ART\_1001228012

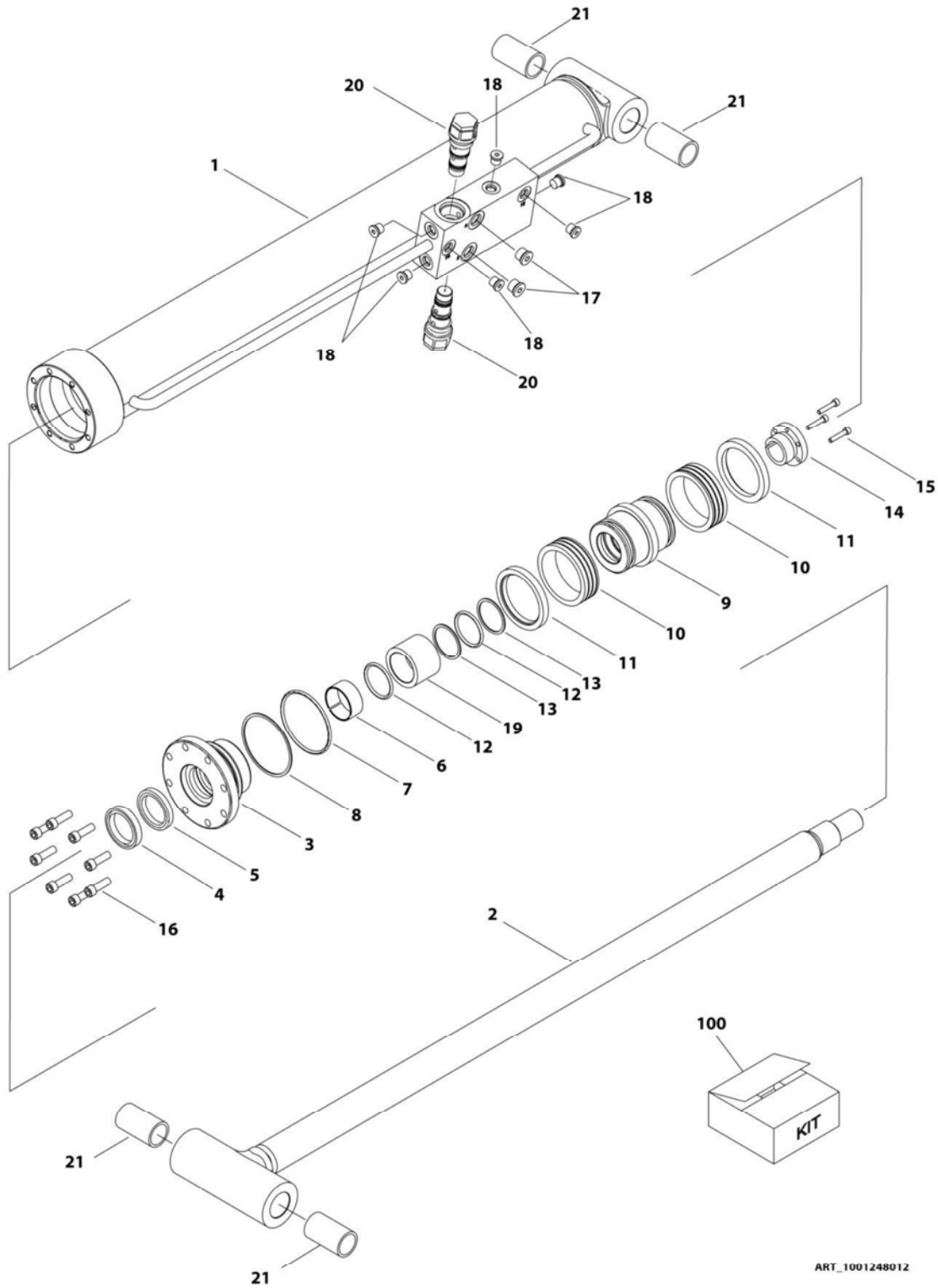
## SECTION 5 - CYLINDER

**FIGURE 5-12. LIFT CYLINDER ASSEMBLY - ARTICULATING JIB - 600AJ (SERVICE REPLACEMENT)  
(SN 0300087000 through 0300177361)**

ITEM	PART NUMBER	QTY	DESCRIPTION	REV
	1001228012	Ref	LIFT CYLINDER ASSEMBLY - JIB	C
		Ref	Note: Original Cylinder May Have Been Replaced with Service Replacement. Identify PN Stamped on Cylinder Before Ordering Parts.	
1	See Note	NSS	Barrel (Note: Not Available for Purchase)	
2	70006572	1	Rod	
3	70006571	1	Head	
4	70006570	1	Piston	
5	70023915	1	Screw	
6	70006569	1	Spacer	
7	4640509	2	Cartridge, Valve	
7	2900792	2	Seal Kit - 4640509 Valve	
8	0962336	4	Bushing	
9	2220883	6	Plug, O-Ring	
10	2220885	2	Plug, O-Ring	
100	70006568	1	Seal Kit (Includes Items 101-111)	
101	See Note	NSS	Ring, Wear (Note: Use Item 100)	
102	See Note	NSS	O-Ring (Note: Use Item 100)	
103	See Note	NSS	Ring, Back-up (Note: Use Item 100)	
104	See Note	NSS	Seal, Rod (Note: Use Item 100)	
105	See Note	NSS	O-Ring (Note: Use Item 100)	
106	See Note	NSS	Wiper (Note: Use Item 100)	
107	See Note	NSS	Ring, Wear (Note: Use Item 100)	
108	See Note	NSS	Seal (Note: Use Item 100)	
109	See Note	NSS	O-Ring (Note: Use Item 100)	
110	See Note	NSS	Ring, Back-up (Note: Use Item 100)	
111	See Note	NSS	O-Ring (Note: Use Item 100)	

# SECTION 5 - CYLINDER

FIGURE 5-13. LIFT CYLINDER ASSEMBLY - ARTICULATING JIB - 600AJ (SERVICE REPLACEMENT)  
(SN 0300087000 through 0300177361)



ART\_1001248012

## SECTION 5 - CYLINDER

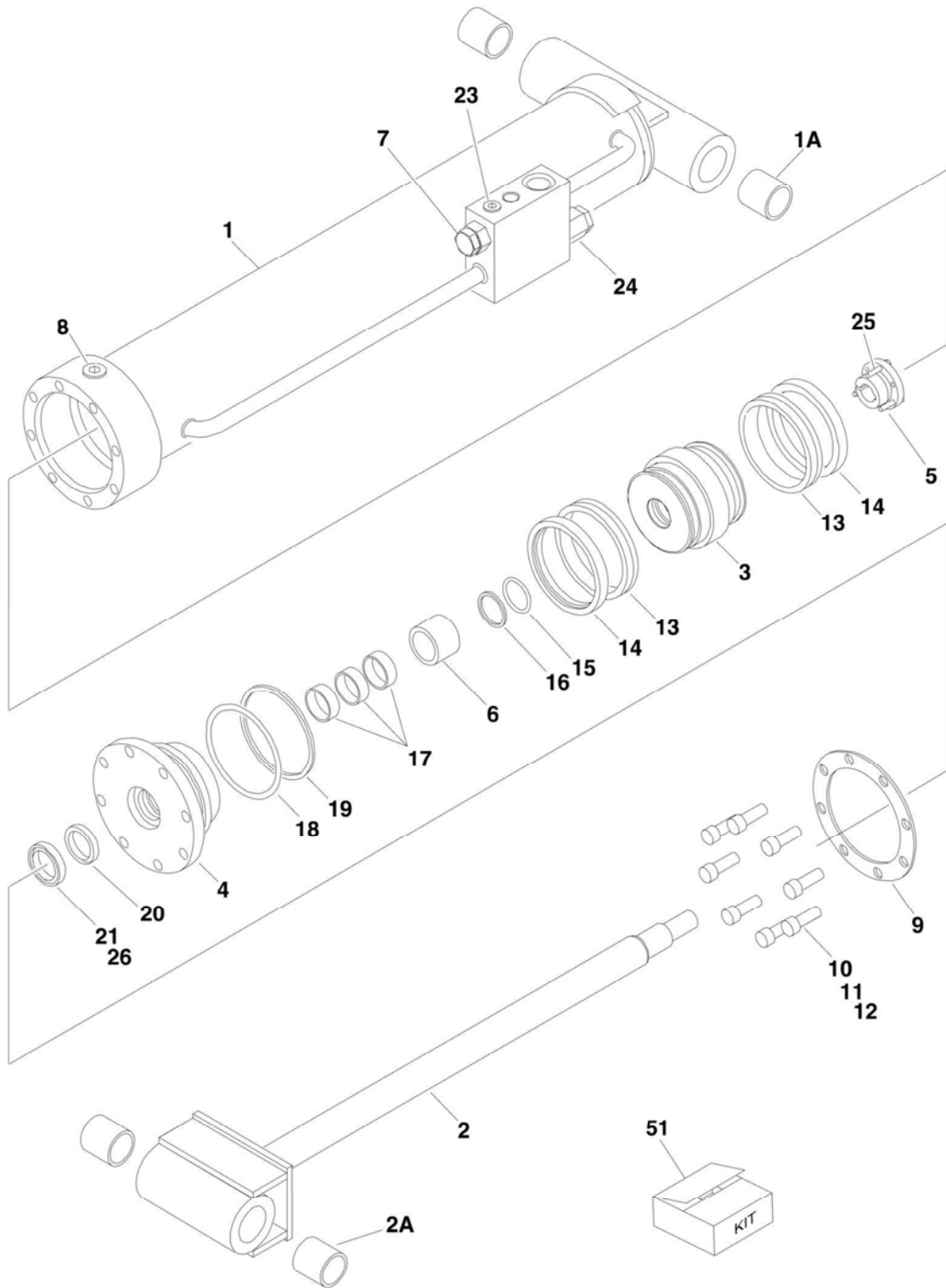
**FIGURE 5-13. LIFT CYLINDER ASSEMBLY - ARTICULATING JIB - 600AJ (SERVICE REPLACEMENT)  
(SN 0300087000 through 0300177361)**

ITEM	PART NUMBER	QTY	DESCRIPTION	REV
	1001248012	Ref	LIFT CYLINDER ASSEMBLY - JIB	B
		Ref	Note: Original Cylinder May Have Been Replaced with Service Replacement. Identify PN Stamped on Cylinder Before Ordering Parts.	
1	See Note	NSS	Barrel (Note: Not Available for Purchase)	
2	70006734	1	Rod	
3	70006649	1	Head	
4	See Note	NSS	Wiper (Note: Use Item 100)	
5	See Note	NSS	Seal, Rod (Note: Use Item 100)	
6	See Note	NSS	Ring, Wear (Note: Use Item 100)	
7	See Note	NSS	O-Ring (Note: Use Item 100)	
8	See Note	NSS	Ring, Back-up (Note: Use Item 100)	
9	70006650	1	Piston	
10	See Note	NSS	Seal (Note: Use Item 100)	
11	See Note	NSS	Ring, Lock (Note: Use Item 100)	
12	See Note	NSS	O-Ring (Note: Use Item 100)	
13	See Note	NSS	Ring, Back-up (Note: Use Item 100)	
14	0961893	1	Bushing, Tapered	
15	0630534	3	Capscrew, Socket Head #10 x 1	
16	70006735	8	Capscrew 5/16	
17	2220885	2	Plug, O-Ring	
18	2220883	6	Plug, O-Ring	
19	70006736	1	Spacer	
20	4640509	2	Cartridge, Valve	
20	2900792	2	Seal Kit - 4640509 Valve	
21	0962336	4	Bushing	
100	1001138795	1	Seal Kit (Includes Items 4-8 & 10-13)	



# SECTION 5 - CYLINDER

FIGURE 5-16. LIFT CYLINDER ASSEMBLY - TOWER BOOM (SN 0300087000 through 0300177361, SN B300000100 through B300002804)



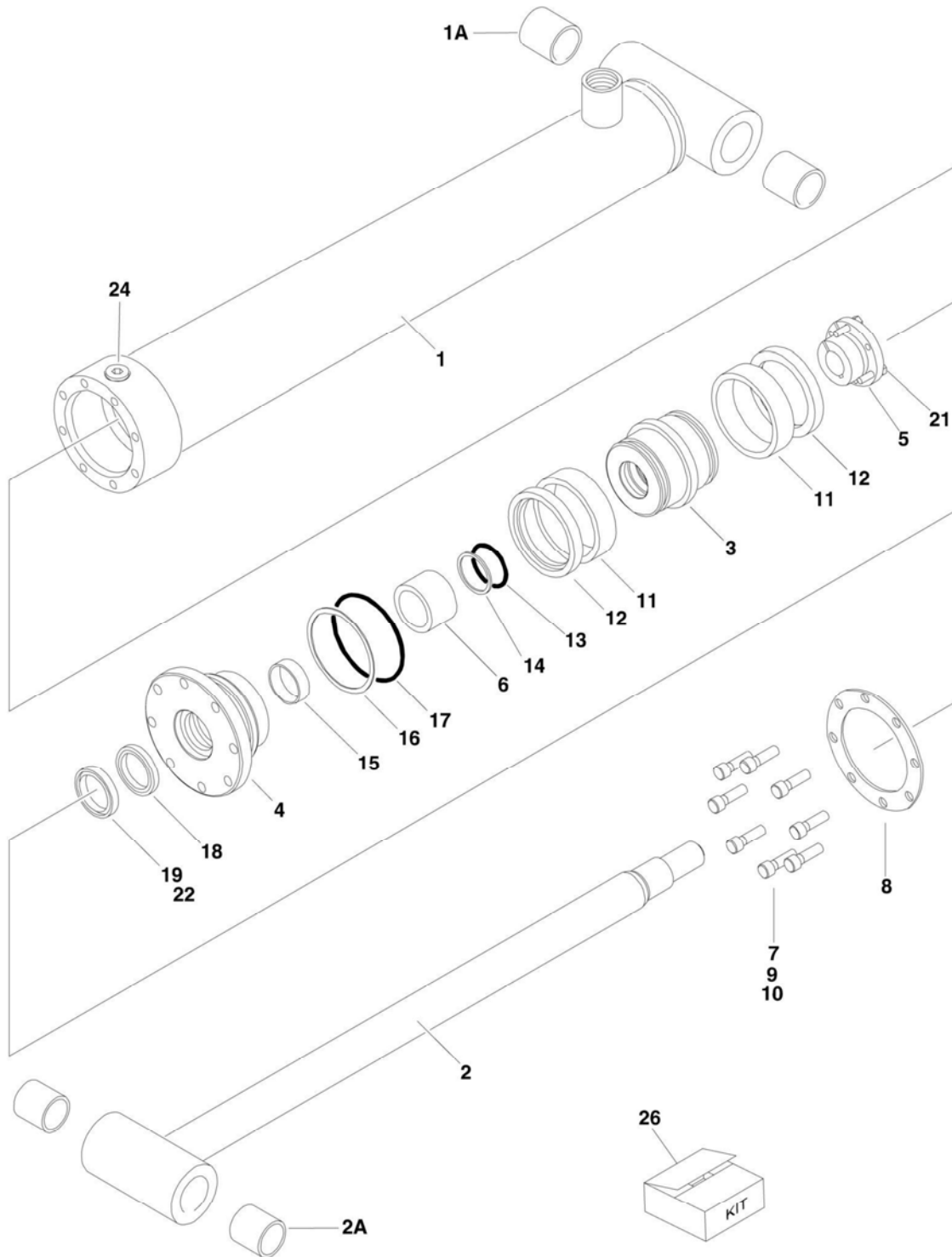
## SECTION 5 - CYLINDER

**FIGURE 5-16. LIFT CYLINDER ASSEMBLY - TOWER BOOM (SN 0300087000 through 0300177361,  
SN B300000100 through B300002804)**

ITEM	PART NUMBER	QTY	DESCRIPTION	REV
	1683288	Ref	<b>LIFT CYLINDER ASSEMBLY - TOWER BOOM</b> <b>Note: Original Equipment components may have been replaced with Service Replacement components part. Identify p/n stamped on cylinder before ordering parts.</b>	N
		Ref		
1	1684017	1	Barrel	
1A	0961949	2	Bushing	
2	1684019	1	Rod	
2A	0961949	2	Bushing	
3	3480216	1	Piston	
4	1683069	1	Head	
5	0961899	1	Bushing, Tapered	
6	4566667	1	Spacer	
7	4640605	1	Cartridge, Valve	
7	2900792	1	Seal Kit - 4640605	
8	2220888	1	Plug, O-Ring #12	
9	3760384	1	Ring, Washer	
10	3932240	8	Capscrew 3/4 x 2-1/2	
11	0100011	AR	Compound, Locking	
12	0100038	AR	Primer, Locking	
13	See Note	NSS	Seal (Note: Use Item 51)	
14	See Note	NSS	Ring, Lock (Note: Use Item 51)	
15	See Note	NSS	O-Ring (Note: Use Item 51)	
16	See Note	NSS	Ring, Back-up (Note: Use Item 51)	
17	See Note	NSS	Ring, Wear (Note: Use Item 51)	
18	See Note	NSS	O-Ring (Note: Use Item 51)	
19	See Note	NSS	Ring, Back-up (Note: Use Item 51)	
20	See Note	NSS	Seal, Rod (Note: Use Item 51)	
21	See Note	NSS	Wiper (Note: Use Item 51)	
23	2220883	2	Plug, O-Ring #4	
24	4640509	1	Cartridge, Valve	
24	2900792	1	Seal Kit - 4640509	
25	0630536	3	Bolt 3/8in-16NC x 1-1/2in	
26	0100063	AR	Adhesive	
51	2901322	1	Seal Kit (Includes Items 13-21)	

# SECTION 5 - CYLINDER

## FIGURE 5-18. MASTER CYLINDER ASSEMBLY



## SECTION 5 - CYLINDER

### FIGURE 5-18. MASTER CYLINDER ASSEMBLY

ITEM	PART NUMBER	QTY	DESCRIPTION	REV
	1683266	Ref	<b>MASTER CYLINDER ASSEMBLY - 600A</b>	I
	1683263	Ref	<b>MASTER CYLINDER ASSEMBLY - 600AJ WITHOUT ARCTIC PACKAGE</b>	L
	1001138799	Ref	<b>MASTER CYLINDER ASSEMBLY - 600AJ WITH ARCTIC PACKAGE</b>	B
		Ref	<b>Note: Original Equipment components may have been replaced with Service Replacement components part. Identify p/n stamped on cylinder before ordering parts.</b>	
1		Ref	Barrel Options:	
1	1683972	1	Barrel 600A (Note: Includes Item 1A)	
1	1683949	1	Barrel 600AJ (Note: Item 1A not included - Purchase Separately)	
1A		Ref	Bushing Options:	
1A	0961947	2	Bushing 600A - Bushing	
1A	0961951	2	Bushing 600AJ - Bushing	
2		Ref	Rod Options:	
2	1683973	1	Rod 600A (Note: Includes Item 2A)	
2	1683962	1	Rod 600AJ (Note: Item 2A not included - Purchase Separately)	
2A		Ref	Bushing Options:	
2A	0961947	2	Bushing 600A - Bushing	
2A	0961951	2	Bushing 600AJ - Bushing	
3		Ref	Piston Options:	
3	3480210	1	Piston 600A	
3	3480188	1	Piston 600AJ	
4		Ref	Head Options:	
4	1683053	1	Head 600A	
4	1683055	1	Head 600AJ	
5		Ref	Bushing, Tapered Options (Use item 21 in place of supplied bolts):	
5	0961893	1	Bushing 600A	
5	0961894	1	Bushing 600AJ	
6	4566468	1	Spacer	
7		Ref	Capscrew, Socket Head Options:	
7	3931516	8	Capscrew, Socket Head Options: 600A - Capscrew, Socket Head 5/16in-18NC x 1in	
7	3931620	8	Capscrew, Socket Head Options: 600AJ - Capscrew, Socket Head 3/8in-16NC x 1-1/4in	
8		Ref	Ring, Washer Options:	
8	3760368	1	Ring 600A	
8	3760369	1	Ring 600AJ	
9	0100011	AR	Compound, Locking	
10	0100038	AR	Primer, Locking	
11	See Note	NSS	Seal (Note: Use Item 26)	
12	See Note	NSS	Ring, Lock (Note: Use Item 26)	
13	See Note	NSS	O-Ring (Note: Use Item 26)	
14	See Note	NSS	Ring, Back-up (Note: Use Item 26)	
15	See Note	NSS	Ring, Wear (Note: Use Item 26)	
16	See Note	NSS	O-Ring (Note: Use Item 26)	
17	See Note	NSS	Ring, Back-up (Note: Use Item 26)	
18	See Note	NSS	Seal, Rod (Note: Use Item 26)	
19	See Note	NSS	Wiper (Note: Use Item 26)	

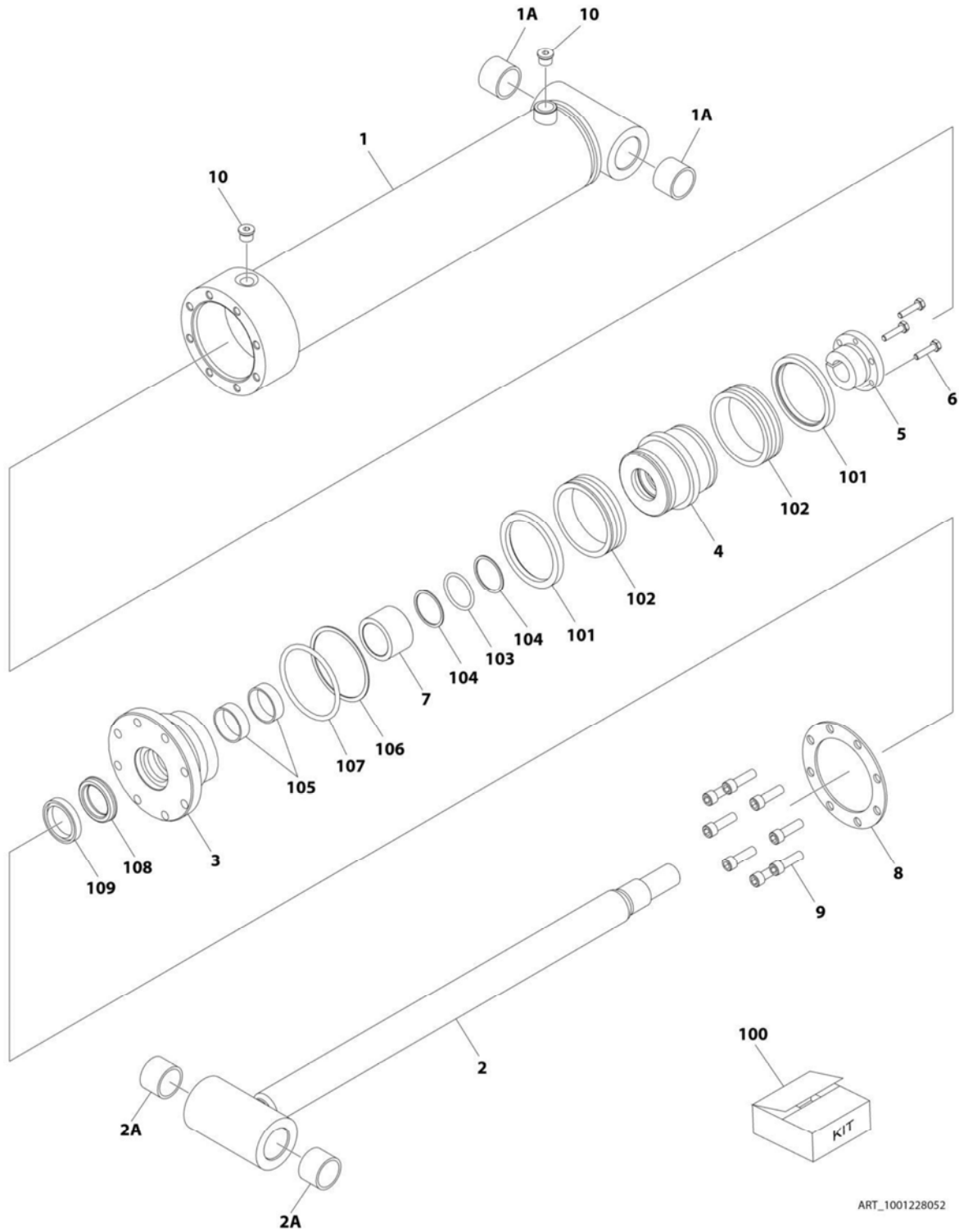
## SECTION 5 - CYLINDER

ITEM	PART NUMBER	QTY	DESCRIPTION	REV
21		Ref	Bolt Options:	
21	0630534	3	Bolt 600A - Bolt #10 - 24NC x 1in	
21	0630535	3	Bolt 600AJ - Bolt 1/4in-20NC x 1-1/8in	
22	0100063	AR	Adhesive	
24	2220885	1	Plug, O-Ring #6 (600AJ Only)	
26		Ref	Seal Kit Options (Includes Items 11-19):	
26	2901303	1	Seal 600A	
26	2901301	1	Seal 600AJ without Arctic Package	
26	1001138796	1	Seal 600AJ with Arctic Package	



# SECTION 5 - CYLINDER

## FIGURE 5-20. MASTER CYLINDER ASSEMBLY - 600AJ



ART\_1001228052

## SECTION 5 - CYLINDER

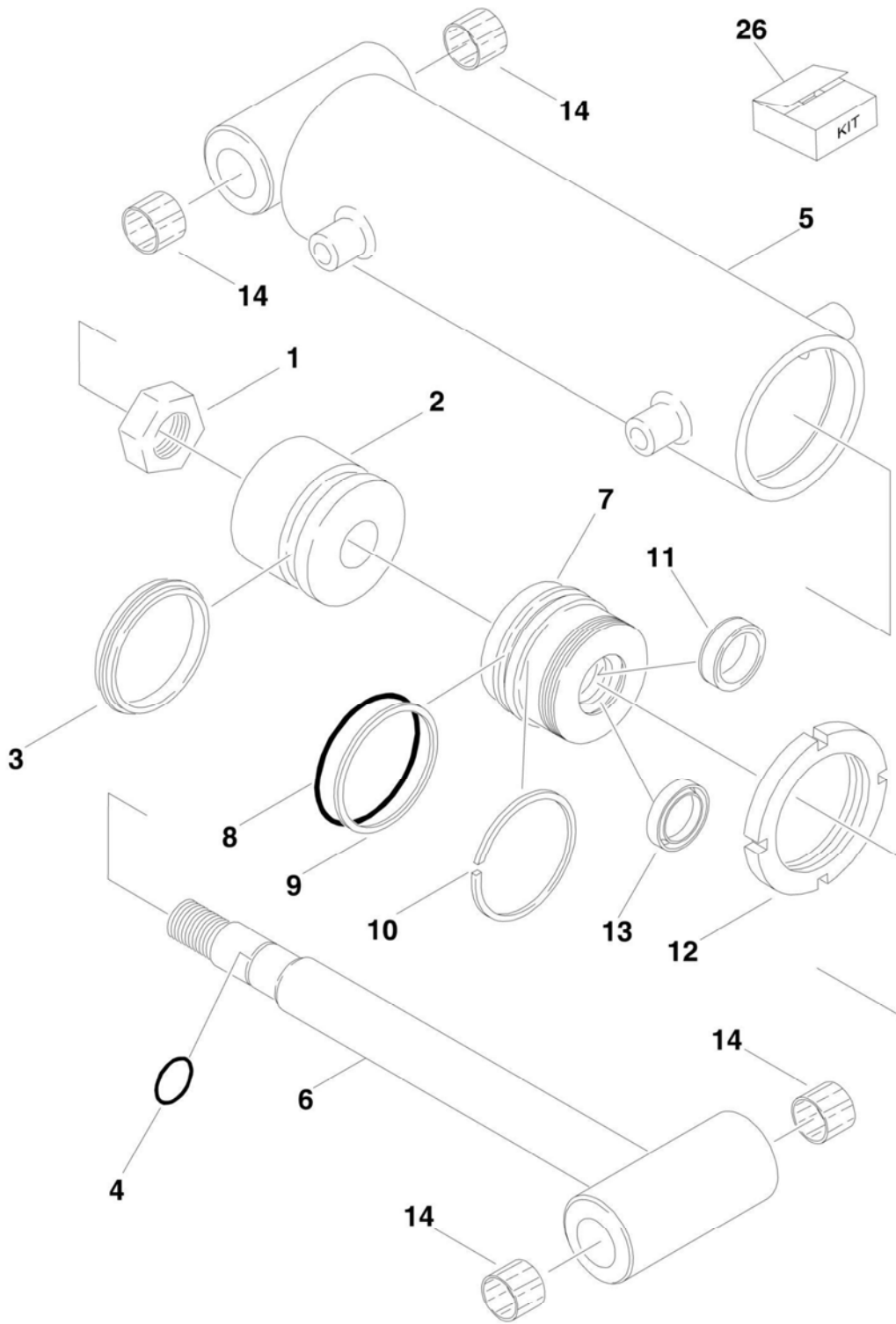
**FIGURE 5-20. MASTER CYLINDER ASSEMBLY - 600AJ**

ITEM	PART NUMBER	QTY	DESCRIPTION	REV
	1001228052	Ref	MASTER CYLINDER ASSEMBLY	B
		Ref	Note: Original Cylinder May Have Been Replaced with Service Replacement. Identify PN Stamped on Cylinder Before Ordering Parts.	
1	See Note	NSS	Barrel (Note: Not Available for Purchase)	
1A	0961951	2	Bushing	
2	70006447	1	Rod Weldment	
2A	0961951	2	Bushing	
3	70006446	1	Head	
4	70006445	1	Piston	
5	70006444	1	Bushing, Tapered	
6	0630535	3	Capscrew 1/4 x 1-1/8	
7	70006443	1	Spacer	
8	70006442	1	Ring, Washer	
9	3931620	8	Capscrew 3/8 x 1-1/4	
10	2220885	2	Plug, O-Ring	
100	1001138796	1	Seal Kit (Includes Items 101-109)	
101	See Note	NSS	Ring, Wear (Note: Use Item 100)	
102	See Note	NSS	Seal, Piston (Note: Use Item 100)	
103	See Note	NSS	O-Ring (Note: Use Item 100)	
104	See Note	NSS	Ring, Back-up (Note: Use Item 100)	
105	See Note	NSS	Ring, Wear (Note: Use Item 100)	
106	See Note	NSS	O-Ring (Note: Use Item 100)	
107	See Note	NSS	Ring, Back-up (Note: Use Item 100)	
108	See Note	NSS	Seal, Rod (Note: Use Item 100)	
109	See Note	NSS	Wiper, Rod (Note: Use Item 100)	



# SECTION 5 - CYLINDER

## FIGURE 5-21. STEER CYLINDER ASSEMBLY



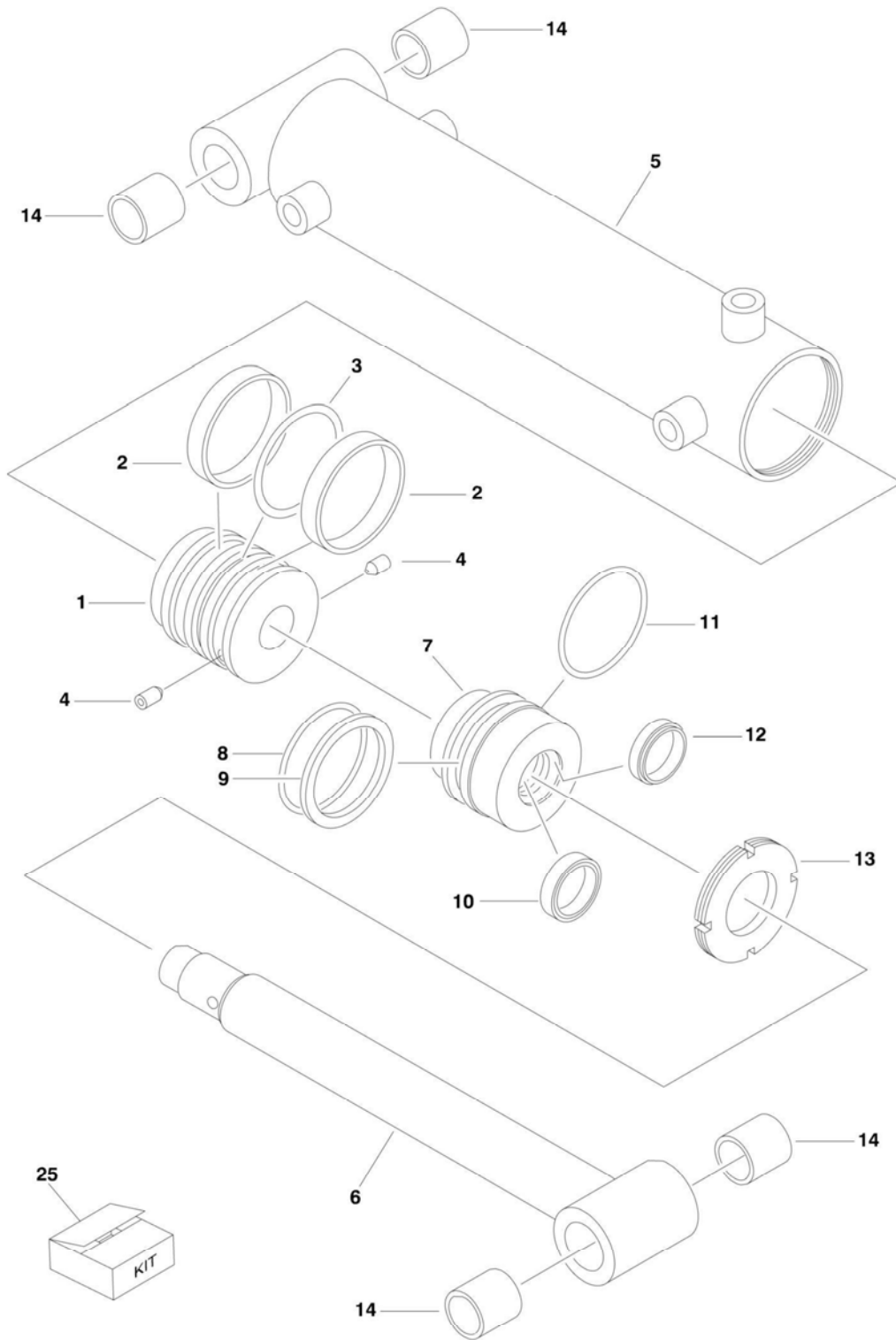
## SECTION 5 - CYLINDER

### FIGURE 5-21. STEER CYLINDER ASSEMBLY

ITEM	PART NUMBER	QTY	DESCRIPTION	REV
		Ref	<b>STEER CYLINDER ASSEMBLIES</b>	
		Ref	<b>Note: Original Equipment components may have been replaced with Service Replacement components part. Identify p/n stamped on cylinder before ordering parts.</b>	
	1683208	Ref	<b>8ft/2.4m Width Machines</b>	
		Ref	<b>USA Built Machines (SN 0300087000 through 0300142624)</b>	D
		Ref	<b>USA Built Machines (See STEER CYLINDER ASSEMBLY for Breakdown) (SN 0300142625 through 0300177361)</b>	
		Ref	<b>China Built Machines (See STEER CYLINDER ASSEMBLY for Breakdown) (SN B300000100 to Present)</b>	
	1684418	Ref	<b>7ft/2.1m Width Machines</b>	A
1	7001626	1	Locknut	
2	7001627	1	Piston	
3	See Note	NSS	Seal (Note: Use Item 26)	
4	See Note	NSS	O-Ring (Note: Use Item 26)	
5	See Note	1	Barrel (Note: Not Available for Purchase)	
6		Ref	Rod Options:	
6	7001633	1	8ft/2.4m Width Machines	
6	7023038	1	7ft/2.1m Width Machines	
7	7001629	1	Guide	
8	See Note	NSS	O-Ring (Note: Use Item 26)	
9	See Note	NSS	Ring, Back-up (Note: Use Item 26)	
10	See Note	NSS	Ring, Retaining (Note: Use Item 26)	
11	See Note	NSS	Seal, Lip (Note: Use Item 26)	
12	7001630	1	Nut, Spanner	
13	See Note	NSS	Ring, Wiper (Note: Use Item 26)	
14		Ref	Bushing Options:	
14	0961977	4	8ft/2.4m Width Machines	
14	0961890	4	7ft/2.1m Width Machines	
26	7001625	1	Seal Kit (Includes Items 3, 4, 8-11 & 13)	

# SECTION 5 - CYLINDER

## FIGURE 5-22. STEER CYLINDER ASSEMBLY



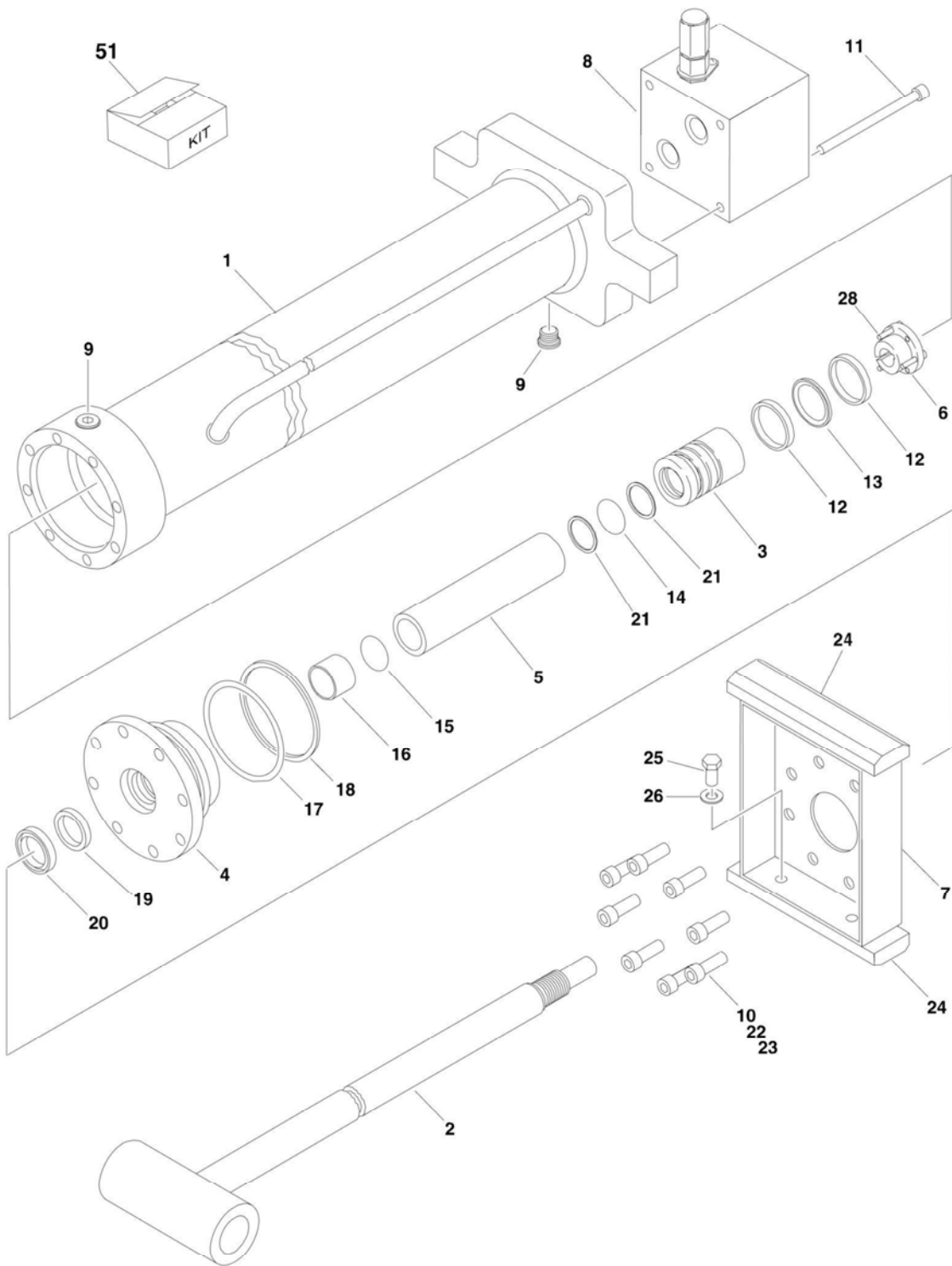
## SECTION 5 - CYLINDER

### FIGURE 5-22. STEER CYLINDER ASSEMBLY

ITEM	PART NUMBER	QTY	DESCRIPTION	REV
		Ref	<b>STEER CYLINDER ASSEMBLIES</b>	
		Ref	<b>Note: Original Equipment components may have been replaced with Service Replacement components part. Identify p/n stamped on cylinder before ordering parts.</b>	
		Ref	<b>8ft/2.4m Width Machines</b>	
	See Previous Figure	Ref	<b>USA Built Machines (SN 0300087000 through 0300142624)</b>	
	1001097242	Ref	<b>USA Built Machines (SN 0300142625 through 0300177361)</b>	A
	1001097242	Ref	<b>China Built Machines (SN B300000100 to Present)</b>	A
	See Previous Figure	Ref	<b>7ft/2.1m Width Machines</b>	
1	70002752	1	Piston	
1	0100011	AR	Compound, Locking	
1	0100038	AR	Primer, Locking	
2	See Note	NSS	Seal (Note: Use Item 25)	
3	See Note	NSS	O-Ring (Note: Use Item 25)	
4	70002745	2	Setscrew	
5	70002753	1	Barrel	
6	70002754	1	Rod	
7	70002755	1	Head	
8	See Note	NSS	O-Ring (Note: Use Item 25)	
9	See Note	NSS	Ring Back-up (Note: Use Item 25)	
10	See Note	NSS	Seal (Note: Use Item 25)	
11	See Note	NSS	O-Ring (Note: Use Item 25)	
12	See Note	NSS	Wiper (Note: Use Item 25)	
13	70002756	1	Nut, Spanner	
13	0100011	AR	Compound, Locking	
13	0100038	AR	Primer, Locking	
14	0962356	4	Bushing	
25	70002757	1	Seal Kit (Includes Items 2, 3 & 8-12)	

# SECTION 5 - CYLINDER

FIGURE 5-23. TELESCOPE CYLINDER ASSEMBLY - MAIN BOOM (600A & 600AJ) (SN 0300087000 through 0300177361, SN B300000100 through B300002835)



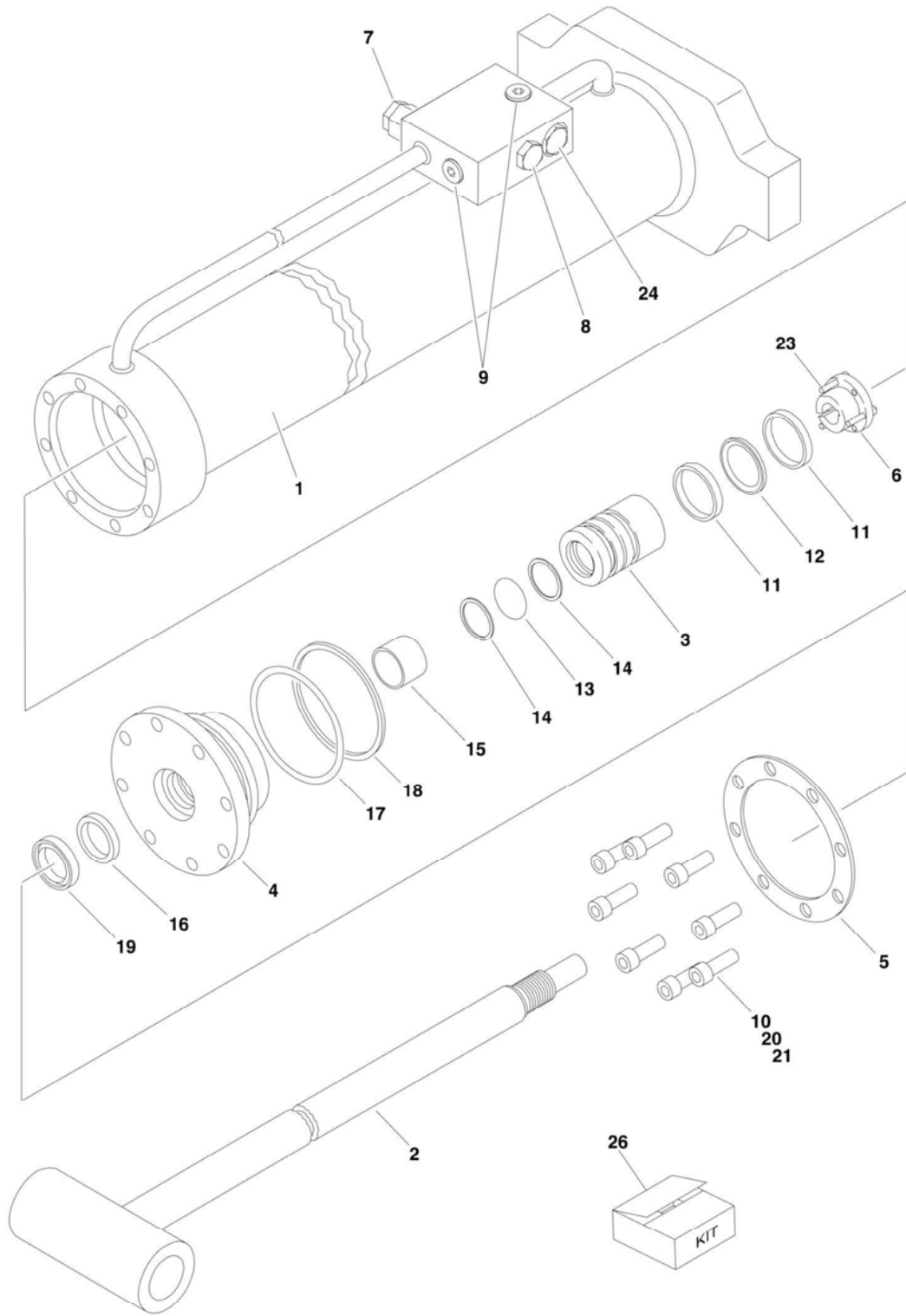
## SECTION 5 - CYLINDER

**FIGURE 5-23. TELESCOPE CYLINDER ASSEMBLY - MAIN BOOM (600A & 600AJ) (SN 0300087000 through 0300177361, SN B300000100 through B300002835)**

ITEM	PART NUMBER	QTY	DESCRIPTION	REV
	1683307	Ref	<b>TELESCOPE CYLINDER ASSEMBLY - 600A (SN 0300087000 through 0300177361, SN B300000100 through B300002835)</b>	H
	1683317	Ref	<b>TELESCOPE CYLINDER ASSEMBLY - 600AJ (SN 0300087000 through 0300177361, SN B300002836 to Present)</b>	H
		Ref	<b>Note: Original Equipment components may have been replaced with Service Replacement components part. Identify p/n stamped on cylinder before ordering parts.</b>	
1		Ref	Barrel Options:	
1	1683308	1	Barrel 600A	
1	1683318	1	Barrel 600AJ	
2		Ref	Rod Options:	
2	1684308	1	Rod 600A	
2	1684310	1	Rod 600AJ	
3	3480212	1	Piston	
4	1683054	1	Head	
5	4566425	1	Spacer	
6	0961896	1	Bushing, Tapered	
7		Ref	Plate, Wear Pad Mounting Options:	
7	3538771	1	Plate 600A	
7	3538247	1	Plate 600AJ	
8	4640862	1	Valve Block Assembly (No Service Parts Available - Replace Complete Assembly)	
9	2220885	2	Plug, O-Ring	
10	3931516	8	Capscrew, Socket Head 5/16in-18NC x 1in	
11	3931448	4	Capscrew, Socket Head 1/4in-20NC x 3in	
12	See Note	NSS	Ring, Wear (Note: Use Item 51)	
13	See Note	NSS	Seal (Note: Use Item 51)	
14	See Note	NSS	O-Ring (Note: Use Item 51)	
15	See Note	NSS	O-Ring (Note: Use Item 51)	
16	See Note	NSS	Ring, Wear (Note: Use Item 51)	
17	See Note	NSS	O-Ring (Note: Use Item 51)	
18	See Note	NSS	Ring, Back-up (Note: Use Item 51)	
19	See Note	NSS	Seal, Rod (Note: Use Item 51)	
20	See Note	NSS	Wiper (Note: Use Item 51)	
21	See Note	NSS	Ring, Back-up (Note: Use Item 51)	
22	0100038	AR	Primer, Locking	
23	0100011	AR	Compound, Locking	
24	3340608	2	Pad, Wear	
25	0641604	4	Bolt 3/8in-16NC x 1/2in	
26	4751600	4	Flatwasher 3/8in Regular	
28	0630535	3	Bolt 1/4in-20NC x 1-1/8in	
51	2901861	1	Seal Kit (Includes Items 12-21)	

# SECTION 5 - CYLINDER

FIGURE 5-26. TELESCOPE CYLINDER ASSEMBLY - TOWER BOOM (SN 0300087000 through 0300177361, SN B300000100 through B300002477)



## SECTION 5 - CYLINDER

**FIGURE 5-26. TELESCOPE CYLINDER ASSEMBLY - TOWER BOOM (SN 0300087000 through 0300177361, SN B300000100 through B300002477)**

ITEM	PART NUMBER	QTY	DESCRIPTION	REV
	1683312	Ref	<b>TELESCOPE (TOWER BOOM) CYLINDER ASSEMBLY</b> <b>Note: Original Equipment components may have been replaced with Service Replacement components part. Identify p/n stamped on cylinder before ordering parts.</b>	J
		Ref		
1	1683313	1	Barrel	
2	1683314	1	Rod	
3	3480212	1	Piston	
4	1683054	1	Head	
5	3760368	1	Ring, Washer	
5	1001228417	1	Ring, Washer	
6	0961896	1	Bushing, Tapered	
7	4640509	2	Cartridge, Valve	
7	2900792	2	Seal Kit - 4640509 Valve	
8	4640647	1	Cartridge, Valve	
8	2900770	1	Seal Kit - 4640647 Valve	
9	2220883	Ref	Plug, O-Ring	
9	2220883	1	USA Built Machines <b>(SN 0300087000 through 0300138326)</b>	
9	2220883	2	USA Built Machines <b>(SN 0300138327 through 0300177361)</b>	
9	2220883	2	China Built Machines <b>(SN B300000100 through B3000002477)</b>	
10	3931516	8	Capscrew, Socket Head 5/16in-18NC x 1in	
11	See Note	NSS	Ring, Wear (Note: Use Item 26)	
12	See Note	NSS	T-Seal (Note: Use Item 26)	
13	See Note	NSS	O-Ring (Note: Use Item 26)	
14	See Note	NSS	Ring, Back-up (Note: Use Item 26)	
15	See Note	NSS	Ring, Wear (Note: Use Item 26)	
16	See Note	NSS	Seal, Rod (Note: Use Item 26)	
17	See Note	NSS	O-Ring (Note: Use Item 26)	
18	See Note	NSS	Ring, Back-up (Note: Use Item 26)	
19	See Note	NSS	Wiper (Note: Use Item 26)	
20	0100038	AR	Primer, Locking	
21	0100011	AR	Compound, Locking	
23	0630535	3	Bolt 1/4in-20NC x 1-1/8in	
24	4640999	1	Cartridge, Valve	
24	7011185	1	Seal Kit - 4640999 Valve	
26	2901861	1	Seal Kit - 1683312 Cylinder (Includes Items 11-19)	

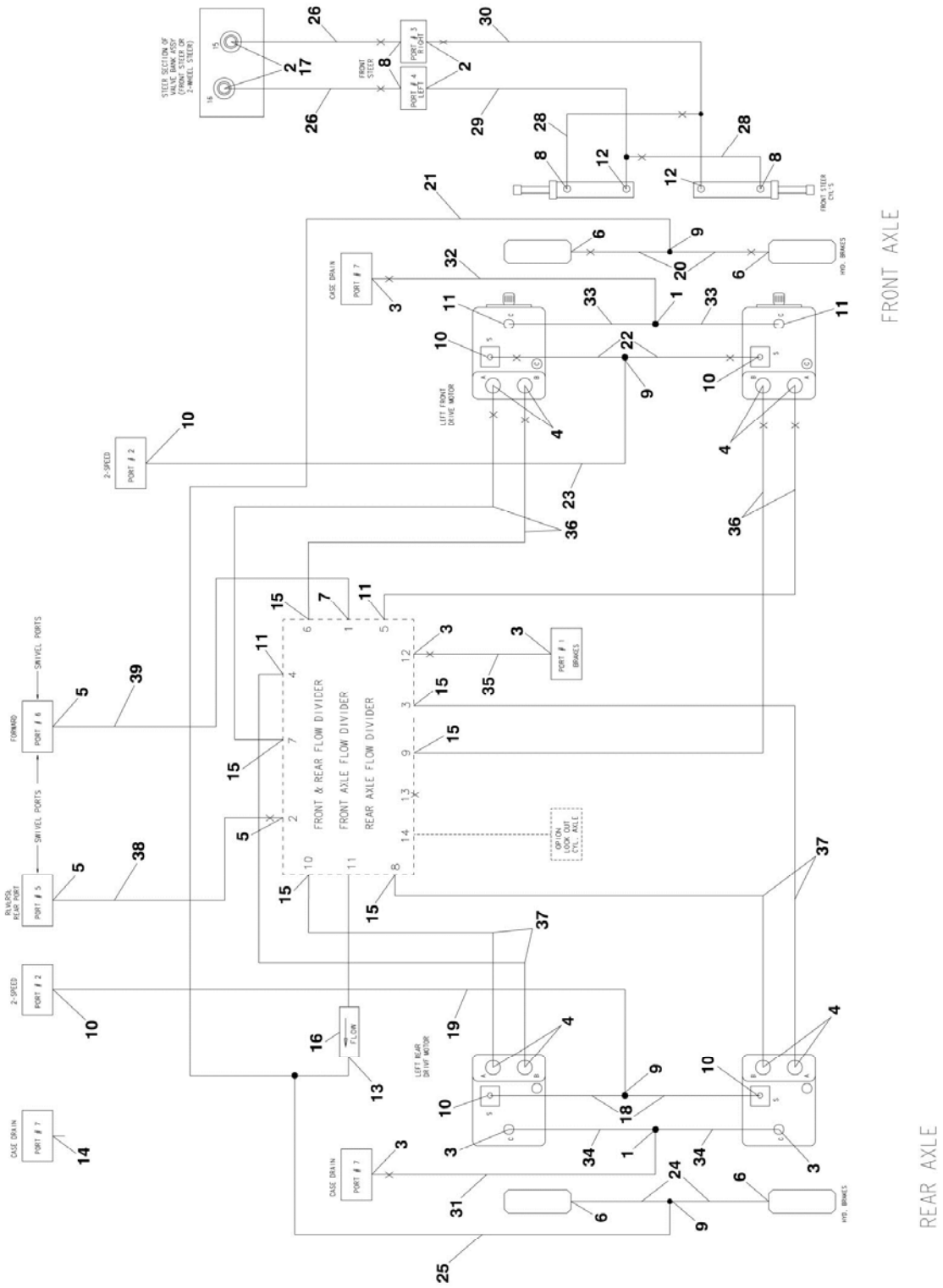




**SECTION 6 - HYDRAULIC**

# SECTION 6 - HYDRAULIC

## FIGURE 6-2. DRIVE HYDRAULIC DIAGRAM - 4WD/2WS



## SECTION 6 - HYDRAULIC

### FIGURE 6-2. DRIVE HYDRAULIC DIAGRAM - 4WD/2WS

ITEM	PART NUMBER	QTY	DESCRIPTION	REV
		Ref	<b>DRIVE HYDRAULIC DIAGRAM - 4WD/2WS</b>	
	2792687	Ref	<b>USA Built Machines without Arctic Package</b>	4-R
	2792730	Ref	<b>USA Built Machines with Arctic Package</b>	2-R
	1001114078	Ref	<b>China Built Machines without Arctic Package (SN B300000100 through B300000883)</b>	C-F
	1001165439	Ref	<b>China Built Machines without Arctic Package (SN B300000884 to Present)</b>	A-F
	2792730	Ref	<b>China Built Machines with Arctic Package</b>	2-R
1	2220362	2	Fitting, Tee	
2	2220371	4	Fitting, Straight	
3	2220373	6	Fitting, Straight	
4	2220375	8	Fitting, Straight	
5	2220377	3	Fitting, Straight	
6	2220415	4	Fitting, Straight	
7	2220646	1	Fitting, 90	
8	2220473	4	Fitting, 90	
9	2220504	4	Fitting, Tee	
10	2220582	6	Fitting, Straight	
11	2220596	4	Fitting, 90	
12	2220606	2	Fitting, Tee	
13	2220861	1	Fitting, Tee	
14	2220237	2	Fitting, Plug	
15		Ref	Fitting Options:	
15	2220500	6	Fitting, 45	
15	2220373	6	Fitting, Straight	
16	4641284	1	Valve, Check	
17	2220507	2	Fitting, 90 (with p/n 2792730 Arctic Package Only)	
18		Ref	Hose Options:	
18	2753925	2	USA Built Machines ( <b>SN 0300087000 through 0300177361</b> )	
18	1001113864	2	China Built Machines without Arctic Package	
18	2753925	2	China Built Machines with Arctic Package	
19		Ref	Hose Options:	
19	2753924	1	USA Built Machines ( <b>SN 0300087000 through 0300177361</b> )	
19	1001113862	1	China Built Machines without Arctic Package	
19	2753924	1	China Built Machines with Arctic Package	
20		Ref	Hose Options:	
20	2753926	2	USA Built Machines without Arctic Package	
20	1001113866	2	China Built Machines without Arctic Package	
20	2754731	2	With Arctic Package	
21		Ref	Hose Options:	
21	2753929	1	USA Built Machines without Arctic Package ( <b>SN 0300087000 through 0300177361</b> )	
21	2754229	1	USA Built Machines with Arctic Package ( <b>SN 0300087000 through 0300177361</b> )	
21	1001113881	1	China Built Machines without Arctic Package	
21	2754229	1	China Built Machines with Arctic Package	
22		Ref	Hose Options:	
22	2752574	2	USA Built Machines without Arctic Package	
22	1001113805	2	China Built Machines without Arctic Package	
22	2754732	2	With Arctic Package	

## SECTION 6 - HYDRAULIC

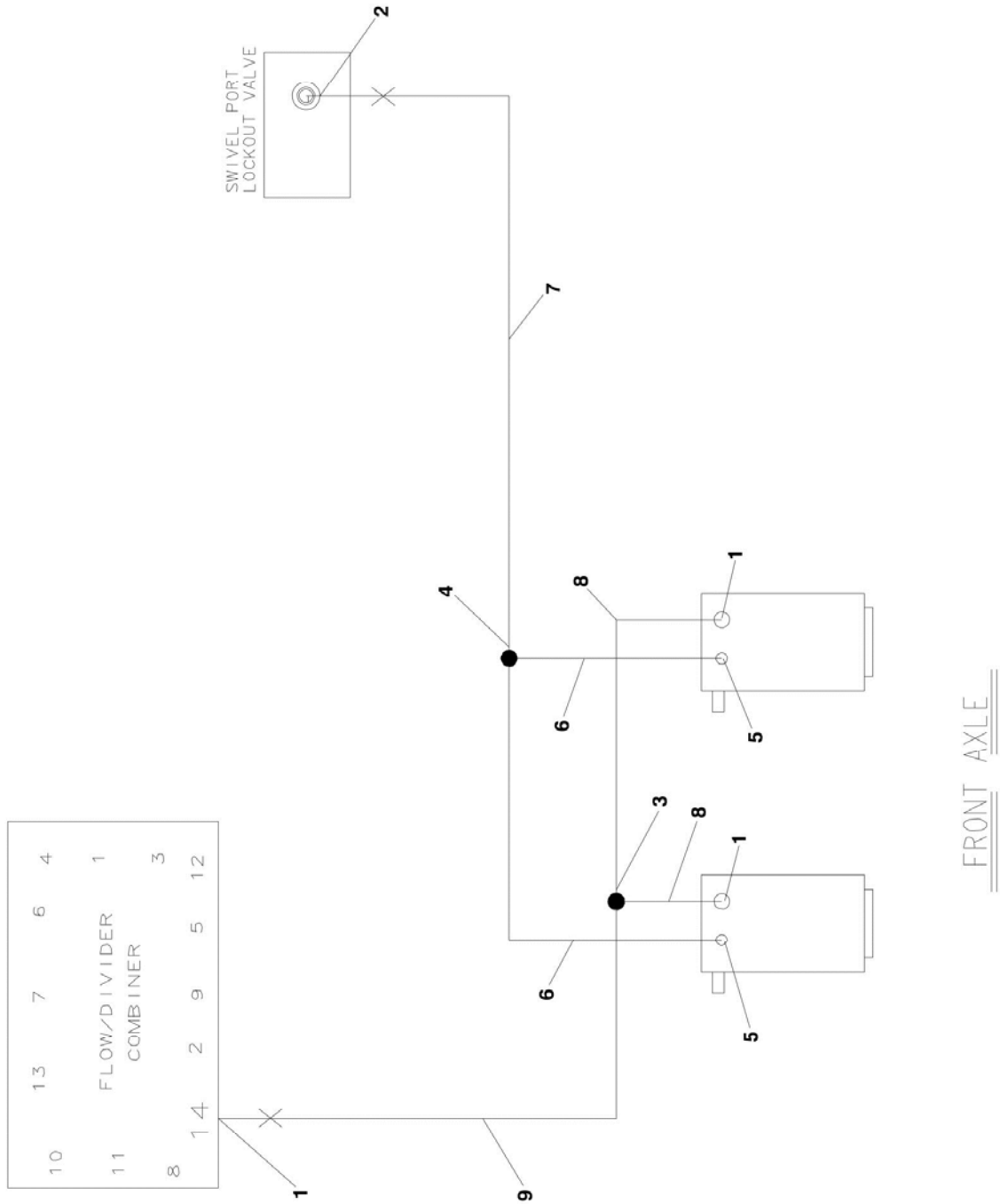
ITEM	PART NUMBER	QTY	DESCRIPTION	REV
23		Ref	Hose Options:	
23	2754230	1	USA Built Machines without Arctic Package	
23	1001113882	1	China Built Machines without Arctic Package	
23	2754230	1	With Arctic Package	
24		Ref	Hose Options:	
24	2752592	2	USA Built Machines <b>(SN 0300087000 through 0300177361)</b>	
24	1001113809	2	China Built Machines without Arctic Package	
24	2752592	2	China Built Machines with Arctic Package	
25		Ref	Hose Options:	
25	2752910	1	USA Built Machines <b>(SN 0300087000 through 0300177361)</b>	
25	1001113890	1	China Built Machines without Arctic Package	
25	2752910	1	China Built Machines with Arctic Package	
26		Ref	Hose Options:	
26	2752620	2	USA Built Machines <b>(SN 0300087000 through 0300177361)</b>	
26	1001113820	2	China Built Machines without Arctic Package	
26	2752620	2	China Built Machines with Arctic Package	
28		Ref	Hose Options:	
28	2754235	2	USA Built Machines <b>(SN 0300087000 through 0300177361)</b>	
28	1001113884	2	China Built Machines without Arctic Package	
28	2754235	2	China Built Machines with Arctic Package	
29		Ref	Hose Options:	
29	2752475	1	USA Built Machines <b>(SN 0300087000 through 0300177361)</b>	
29	1001113793	1	China Built Machines without Arctic Package	
29	2752475	1	China Built Machines with Arctic Package	
30		Ref	Hose Options:	
30	2752611	1	USA Built Machines <b>(SN 0300087000 through 0300177361)</b>	
30	1001113818	1	China Built Machines without Arctic Package	
30	2752611	1	China Built Machines with Arctic Package	
31		Ref	Hose Options:	
31	2752928	1	USA Built Machines without Arctic Package	
31	1001113835	1	China Built Machines without Arctic Package <b>(SN B300000100 through B300000883)</b>	
31	2752928	1	China Built Machines without Arctic Package <b>(SN B300000884 to Present)</b>	
31	2752928	1	With Arctic Package	
32		Ref	Hose Options:	
32	2754231	1	USA Built Machines without Arctic Package	
32	1001113883	1	China Built Machines without Arctic Package <b>(SN B300000100 through B300000883)</b>	
32	2754231	1	China Built Machines without Arctic Package <b>(SN B300000884 to Present)</b>	
32	2754231	1	With Arctic Package	
33		Ref	Hose Options:	
33	2753928	2	USA Built Machines without Arctic Package	
33	1001113868	2	China Built Machines without Arctic Package <b>(SN B300000100 through B300000883)</b>	
33	2753928	2	China Built Machines without Arctic Package <b>(SN B300000884 to Present)</b>	
33	2754733	2	With Arctic Package	
34		Ref	Hose Options:	
34	2753929	2	USA Built Machines <b>(SN 0300087000 through 0300177361)</b>	
34	1001113878	2	China Built Machines without Arctic Package	
34	2753929	2	China Built Machines with Arctic Package	

## SECTION 6 - HYDRAULIC

ITEM	PART NUMBER	QTY	DESCRIPTION	REV
35		Ref	Hose Options:	
35	2753929	1	USA Built Machines ( <b>SN 0300087000 through 0300177361</b> )	
35	1001113836	1	China Built Machines without Arctic Package	
35	2753929	1	China Built Machines with Arctic Package	
36		Ref	Hose Options:	
36	2754232	4	USA Built Machines without Arctic Package	
36	1001113897	4	China Built Machines without Arctic Package ( <b>SN B300000100 through B300000883</b> )	
36	2754232	4	China Built Machines without Arctic Package ( <b>SN B300000884 to Present</b> )	
36	2754734	4	With Arctic Package	
37		Ref	Hose Options:	
37	2753930	4	USA Built Machines ( <b>SN 0300087000 through 0300177361</b> )	
37	1001113894	4	China Built Machines without Arctic Package	
37	2753930	4	China Built Machines with Arctic Package	
38		Ref	Hose Options:	
38	2754227	1	USA Built Machines ( <b>SN 0300087000 through 0300177361</b> )	
38	1001113903	1	China Built Machines without Arctic Package	
38	2754227	1	China Built Machines with Arctic Package	
39		Ref	Hose Options:	
39	2754228	1	USA Built Machines ( <b>SN 0300087000 through 0300177361</b> )	
39	1001113904	1	China Built Machines without Arctic Package	
39	2754228	1	China Built Machines with Arctic Package	

# SECTION 6 - HYDRAULIC

FIGURE 6-3. HYDRAULIC DIAGRAM - OSCILLATING AXLE



## SECTION 6 - HYDRAULIC

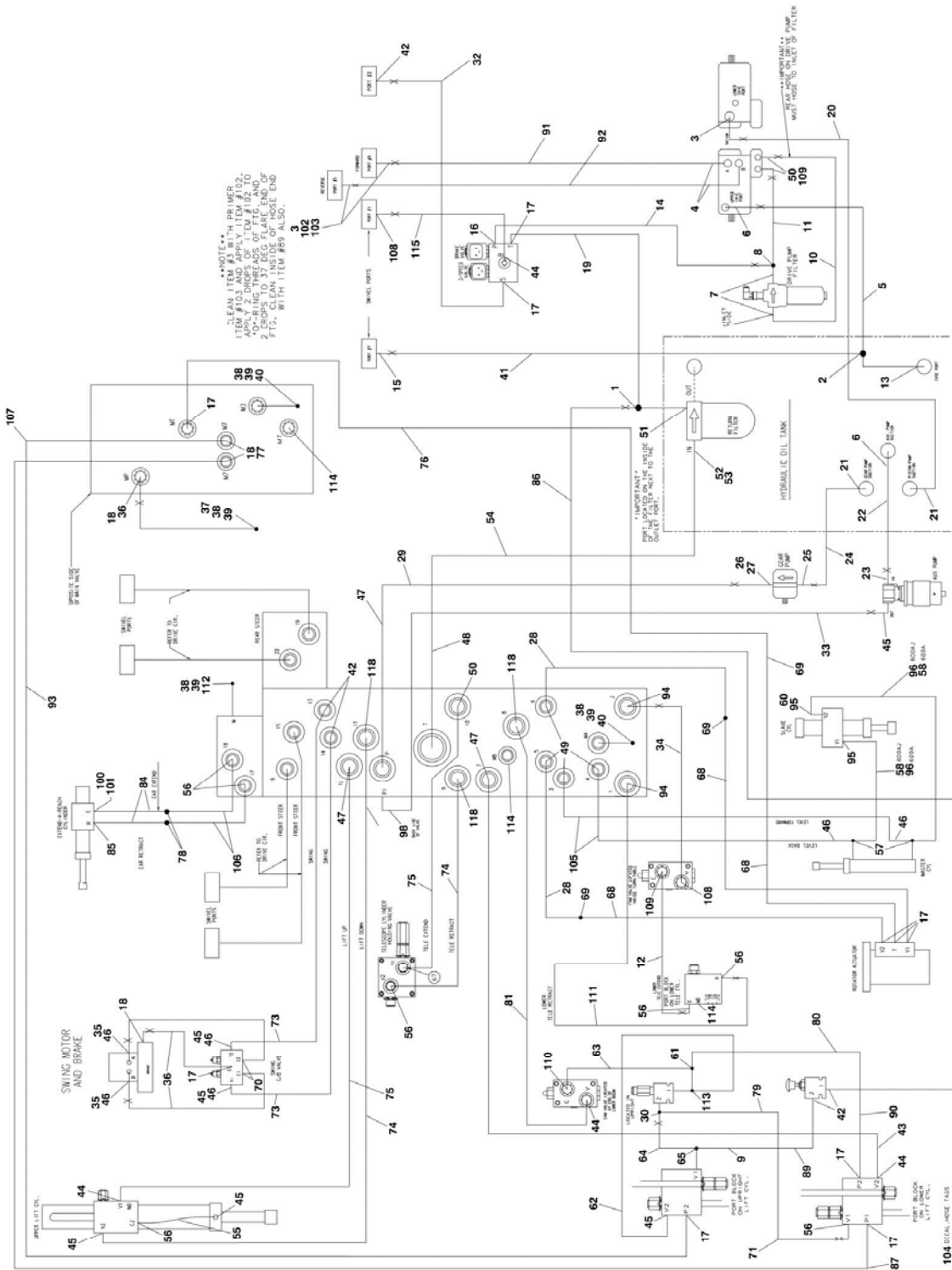
### FIGURE 6-3. HYDRAULIC DIAGRAM - OSCILLATING AXLE

ITEM	PART NUMBER	QTY	DESCRIPTION	REV
		Ref	<b>HYDRAULIC DIAGRAM - OSCILLATING AXLE</b>	
	2792690	Ref	<b>USA Built Machines</b>	1-R
	2792612	Ref	<b>USA Built Machines with p/n 1001167359 Kit</b>	1-Q
	1001114079	Ref	<b>China Built Machines (SN B300000100 through B300001357)</b>	C
	1001190028	Ref	<b>China Built Machines (SN B300001358 through B300001985)</b>	A
	1001114079	Ref	<b>China Built Machines (SN B300001986 to Present)</b>	C
1	2220371	3	Fitting, Straight	
2	2220468	1	Fitting, Straight	
3	2220490	1	Fitting, Tee	
4	2220504	1	Fitting, Tee	
5	2220415	2	Fitting, Straight	
6		Ref	Hose Options:	
6	2751434	2	USA Built Machines	
6	1001113914	2	China Built Machines	
7		Ref	Hose Options:	
7	2751410	1	USA Built Machines	
7	1001113913	1	China Built Machines	
8		Ref	Hose Options:	
8	2753933	2	USA Built Machines	
8	1001113879	2	China Built Machines	
9		Ref	Hose Options:	
9	2752462	1	USA Built Machines	
9	1001113789	1	China Built Machines <b>(SN B300000100 through B300001357)</b>	
9	2752462	1	China Built Machines <b>(SN B300001358 to Present)</b>	



# SECTION 6 - HYDRAULIC

## FIGURE 6-4. HYDRAULIC DIAGRAM - STANDARD (SN 0300087000 through 0300137452)



## SECTION 6 - HYDRAULIC

**FIGURE 6-4. HYDRAULIC DIAGRAM - STANDARD (SN 0300087000 through 0300137452)**

ITEM	PART NUMBER	QTY	DESCRIPTION	REV
	2792688	Ref	<b>HYDRAULIC DIAGRAM - STANDARD (600A)</b>	10-M
	2792689	Ref	<b>HYDRAULIC DIAGRAM - STANDARD (600AJ)</b>	8-M
1	2220605	1	Fitting, Tee	
2	2220409	1	Fitting, 45	
3	2220377	3	Fitting, Straight (Qty 1 is Part of Pump Assembly)	
4	2220646	2	Fitting, 90 (Part of Pump Assembly)	
5		Ref	Hose Options:	
5	2752655	1	Hose, 74in/1.9m Length	
5	1001093549	1	Hose, 82in/2m Length	
6	2220578	2	Fitting, 90 (Qty 1 is Part of Pump Assembly)	
7	2221042	2	Fitting, 90	
8	2220948	1	Fitting, Tee	
9	2220618	1	Fitting, Reducer	
10	2754329	1	Hose	
11	2754330	1	Hose	
12	2753132	1	Hose	
13	2220738	1	Fitting, Tee	
14	2754328	1	Hose	
15	2220375	AR	Fitting, Straight (600A - Qty.1 /600AJ - Qty.2)	
16	2220474	1	Fitting, 90	
17	2220466	AR	Fitting, 90	
18	2220415	AR	Fitting, Straight	
19	2753325	1	Hose	
20	2752723	1	Hose	
21	2220379	2	Fitting, Straight	
22	2752656	1	Hose	
23	2220567	1	Fitting, 90	
24	2752724	1	Hose	
25	2220376	1	Fitting, Straight (Part of Pump Assembly)	
26	2220810	1	Fitting, Reducer (Part of Pump Assembly)	
27	4640744	1	Valve, Check (Part of Pump Assembly)	
28	2752604	2	Hose (Note: Also Requires #69 & #68 for Complete Run Up Boom)	
29	2752929	1	Hose	
30	2220602	1	Fitting, Tee	
32	2751396	1	Hose	
33	2752635	1	Hose	
34	2753133	1	Hose	
35	2220497	2	Fitting, Straight	
36	2752573	AR	Hose	
37	2220414	1	Fitting, Straight	
38	2220428	4	Fitting, Quick Coupling	
39	2220429	4	Cap, Dust	
40	2220873	3	Fitting	
41	2753968	1	Hose	
42	2220582	AR	Fitting, Straight	
43	2752506	1	Hose (600A)	
43	2752516	1	Hose (600AJ)	
44	2220596	4	Fitting, 90	
45	2220628	6	Fitting, 90	
46	2220609	AR	Fitting, Reducer	

## SECTION 6 - HYDRAULIC

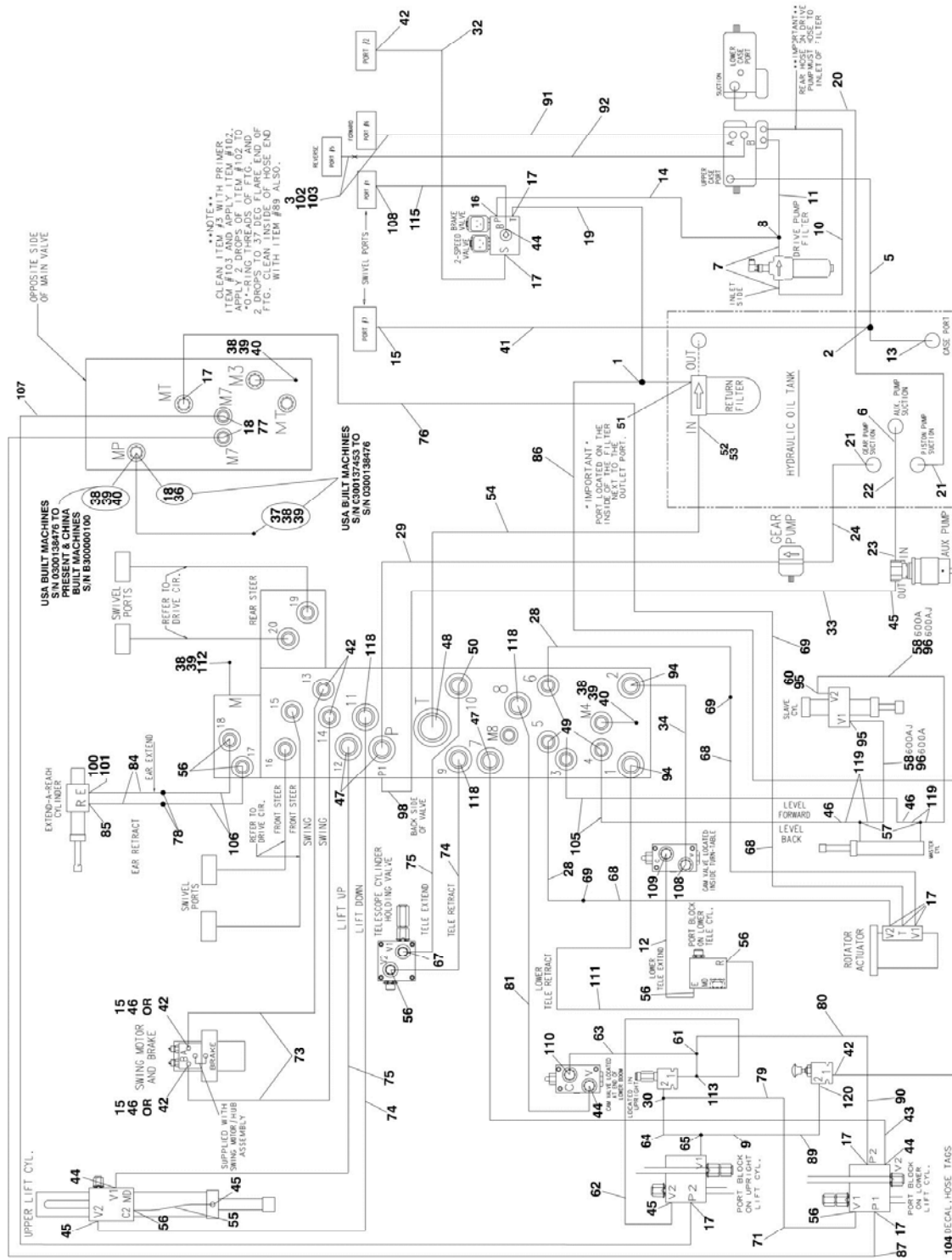
ITEM	PART NUMBER	QTY	DESCRIPTION	REV
47	2220381	3	Fitting, Long Straight	
48	2220974	1	Fitting, Long Straight	
49	2220923	4	Fitting, Long Straight	
50	2220374	1	Fitting	
51	2220574	1	Fitting, Straight	
52	2220921	1	Fitting, Reducer	
53	2220498	1	Fitting, 45	
54	2752783	1	Hose	
55	2752469	1	Hose	
56	2220372	AR	Fitting, Straight (600A - Qty.5 / 600AJ - Qty.7)	
57	2220899	2	Fitting, Tee	
58	2752636	1	Hose (600A)	
58	2752468	1	Hose (600AJ)	
60	2220657	1	Fitting, 45 (600A Only)	
61	2221065	1	Fitting, Tee	
62	2752462	1	Hose	
63	2753134	1	Hose	
64	2752497	1	Hose	
65	2220999	1	Fitting, Tee	
67	2220500	1	Fitting, 45	
68	2752601	3	Hose (Note: Also Requires #69 & #28 or #76 for Complete Run Up Boom)	
69	2220510	3	Fitting, Coupling	
70	2220468	2	Fitting, Straight	
71	2753052	1	Hose	
73	2752603	2	Hose	
74	2753055	2	Hose	
75	2752939	2	Hose	
76	2752579	1	Hose (Note: Also Requires #69 & #68 for Complete Run Up Boom)	
77	2220654	2	Fitting, 90	
78	2220511	1	Fitting, Coupling (600AJ Only)	
79	2753056	1	Hose	
80	2752991	1	Hose	
81	2753135	1	Hose	
84	2753047	2	Hose (600AJ Only) (Note: Also Requires #78 & #106 for Complete Run Up Boom)	
85	2220473	1	Fitting, 90 (600AJ Only)	
86	2752453	1	Hose	
87	2752593	1	Hose	
89	2752990	1	Hose	
90	2752985	1	Hose	
91	2752343	1	Hose	
92	2752341	1	Hose	
94	2220998	2	Hose	
95	2220603	2	Fitting, Straight	
96	2753046	1	Hose (600A)	
96	2752650	1	Hose (600AJ)	
98	2220473	1	Fitting, 90	
100	2180724	1	Fitting, Modified 90 (600AJ Only)	
101	2180380	1	Plug, Orifice.06 (600AJ Only)	
102	0100011	AR	Compound, Locking	
103	0100038	AR	Primer, Locking	

## SECTION 6 - HYDRAULIC

ITEM	PART NUMBER	QTY	DESCRIPTION	REV
104	1703534	2	Decal, Hose Tags (Not Shown)	
105	2752989	2	Hose	
106	2752618	2	Hose (600AJ Only) (Note: Also Requires #78 & #84 for Complete Run Up Boom)	
107	2752987	1	Hose	
108	2220373	2	Fitting, Straight	
109	2220947	3	Fitting, Straight (Qty 2 is Part of Pump Assembly)	
110	2221036	1	Fitting, O-Ring	
111	2752484	1	Hose	
112	2220873	1	Fitting, Nipple	
113	2221053	1	Fitting, Tee	
114	2220235	3	Plug	
115	2752519	1	Hose	
118	1001104423	3	Fitting, Adapter (One Piece Design) (Replaces Two Separate Fittings on USA Built Machines) ( <b>SN 0300087000 through 0300134296</b> )	

# SECTION 6 - HYDRAULIC

FIGURE 6-5. HYDRAULIC DIAGRAM - STANDARD (SN 0300137453 through 0300177361, SN B300000100 to Present)



## SECTION 6 - HYDRAULIC

**FIGURE 6-5. HYDRAULIC DIAGRAM - STANDARD (SN 0300137453 through 0300177361, SN B300000100 to Present)**

ITEM	PART NUMBER	QTY	DESCRIPTION	REV
		Ref	<b>HYDRAULIC DIAGRAM - STANDARD</b>	
	2792688	Ref	<b>Hydraulic Diagram 600A USA Built Machines</b>	C-4
	1001114076	Ref	<b>Hydraulic Diagram 600A China Built Machines (SN B300000100 through B300000883)</b>	E-F
	1001165403	Ref	<b>Hydraulic Diagram 600A China Built Machines (SN B300000884 to Present)</b>	A
	2792689	Ref	<b>Hydraulic Diagram 600AJ USA Built Machines</b>	B-S
	1001114077	Ref	<b>Hydraulic Diagram 600AJ China Built Machines (SN B300000100 through B300000883)</b>	E-F
	1001165404	Ref	<b>Hydraulic Diagram 600AJ China Built Machines (SN B300000884 to Present)</b>	A
1	2220605	1	Fitting, Tee	
2	2220409	1	Fitting, 45	
3	2220377	2	Fitting, Straight	
5		Ref	Hose Options:	
5	1001093549	1	USA Built Machines	
5	1001113889	1	China Built Machines	
6	2220578	1	Fitting, 90	
7	2221042	2	Fitting, 90	
8	2220948	1	Fitting, Tee	
9	2220618	1	Fitting, Reducer	
10		Ref	Hose Options:	
10	2754329	1	USA Built Machines	
10	1001113886	1	China Built Machines (SN B300000100 through B300000883)	
10	2754329	1	China Built Machines (SN B300000884 to Present)	
11		Ref	Hose Options:	
11	2754330	1	USA Built Machines	
11	1001113887	1	China Built Machines (SN B300000100 through B300000883)	
11	2754330	1	China Built Machines (SN B300000884 to Present)	
12		Ref	Hose Options:	
12	2753132	1	USA Built Machines	
12	1001113850	1	China Built Machines (SN B300000100 through B300000883)	
12	2753132	1	China Built Machines (SN B300000884 to Present)	
13	2220738	1	Fitting, Tee	
14		Ref	Hose Options:	
14	2754328	1	USA Built Machines	
14	1001113885	1	China Built Machines	
15	2220375	AR	Fitting, Straight	
16	2220474	1	Fitting, 90	
17	2220466	9	Fitting, 90	
18	2220415	AR	Fitting, Straight	
19		Ref	Hose Options:	
19	2753325	1	USA Built Machines	
19	1001113855	1	China Built Machines	
20		Ref	Hose Options:	
20	2752723	1	USA Built Machines	
20	1001113909	1	China Built Machines	
21	2220379	2	Fitting, Straight	
22		Ref	Hose Options:	
22	2752656	1	USA Built Machines	

## SECTION 6 - HYDRAULIC

ITEM	PART NUMBER	QTY	DESCRIPTION	REV
22	10011133908	1	China Built Machines	
23	2220567	1	Fitting, 90	
24		Ref	Hose Options:	
24	2752724	1	USA Built Machines	
24	1001113910	1	China Built Machines ( <b>SN B300000100 through B300000883</b> )	
24	2752724	1	China Built Machines ( <b>SN B300000884 to Present</b> )	
28		Ref	Hose Options: (Note: Also Requires #69 & #68 for Complete Run Up Boom)	
28	2752604	2	USA Built Machines	
28	1001113817	2	China Built Machines ( <b>SN B300000100 through B300000883</b> )	
28	2752604	2	China Built Machines ( <b>SN B300000884 to Present</b> )	
29		Ref	Hose Options:	
29	2752929	1	USA Built Machines	
29	1001113836	1	China Built Machines	
30	2220602	1	Fitting, Tee	
32		Ref	Hose Options:	
32	2751396	1	USA Built Machines	
32	1001113912	1	China Built Machines	
33		Ref	Hose Options:	
33	2752635	1	USA Built Machines	
33	1001113824	1	China Built Machines	
34		Ref	Hose Options:	
34	2753133	1	USA Built Machines	
34	1001113851	1	China Built Machines ( <b>SN B300000100 through B300000883</b> )	
34	2753133	1	China Built Machines ( <b>SN B300000884 to Present</b> )	
36	2752573	AR	Hose (USA Built Machines) ( <b>SN 0300137453 through 0300138476</b> )	
37	2220414	AR	Fitting, Straight	
38	2220428	AR	Fitting, Quick Coupling	
39	2220429	AR	Cap, Dust	
40	2220873	3	Fitting	
41		Ref	Hose Options:	
41	2753968	1	USA Built Machines	
41	1001113896	1	China Built Machines	
42	2220582	AR	Fitting, Straight	
43		Ref	Hose Options:	
43	2752506	1	Hose 600A USA Built Machines	
43	1001113799	1	Hose 600A China Built Machines ( <b>SN B300000100 through B300000883</b> )	
43	2752506	1	Hose 600A China Built Machines ( <b>SN B300000884 to Present</b> )	
43	2752516	1	Hose 600AJ USA Built Machines	
43	1001113802	1	Hose 600AJ China Built Machines	
44	2220596	4	Fitting, 90	
45	2220628	4	Fitting, 90	
46	2220609	2	Fitting, Reducer (China Built Machines Only)	
47	2220381	3	Fitting, Long Straight	
48	2220974	1	Fitting, Long Straight	
49	2220923	4	Fitting, Long Straight	
50	2220374	1	Fitting	
51	2220574	1	Fitting, Straight	
52	2220921	1	Fitting, Reducer	
53	2220498	1	Fitting, 45	

## SECTION 6 - HYDRAULIC

ITEM	PART NUMBER	QTY	DESCRIPTION	REV
54		Ref	Hose Options:	
54	2752783	1	USA Built Machines	
54	1001113911	1	China Built Machines	
55		Ref	Hose Options:	
55	2752469	1	USA Built Machines	
55	1001113792	1	China Built Machines	
56	2220372	AR	Fitting, Straight (600A - Qty.5 / 600AJ - Qty.7)	
57	2220899	2	Fitting, Tee	
58		Ref	Hose Options:	
58	2752636	1	Hose 600A USA Built Machines	
58	1001113825	1	Hose 600A China Built Machines ( <b>SN B300000100 through B300000883</b> )	
58	2752636	1	Hose 600A China Built Machines ( <b>SN B300000884 to Present</b> )	
58	2752468	1	Hose 600AJ USA Built Machines	
58	1001113791	1	Hose 600AJ China Built Machines ( <b>SN B300000100 through B300000883</b> )	
58	2752468	1	Hose 600AJ China Built Machines ( <b>SN B300000884 to Present</b> )	
60	2220657	AR	Fitting, 45	
61	2221065	1	Fitting, Tee	
62		Ref	Hose Options:	
62	2752462	1	USA Built Machines	
62	1001113789	1	China Built Machines ( <b>SN B300000100 through B300000883</b> )	
62	2752462	1	China Built Machines ( <b>SN B300000884 to Present</b> )	
63		Ref	Hose Options:	
63	2753134	1	USA Built Machines	
63	1001113852	1	China Built Machines	
64		Ref	Hose Options:	
64	2752497	1	Hose USA Built Machines	
64	1001113796	1	Hose China Built Machines	
65	2220999	1	Fitting, Tee	
67	2220500	1	Fitting, 45	
68		Ref	Hose Options: (Note: Also Requires #69 & #28 or #76 for Complete Run Up Boom)	
68	2752601	3	USA Built Machines	
68	1001113815	3	China Built Machines ( <b>SN B300000100 through B300000883</b> )	
68	2752601	3	China Built Machines ( <b>SN B300000884 to Present</b> )	
69	2220510	3	Fitting, Coupling	
71		Ref	Hose Options:	
71	2753052	1	USA Built Machines	
71	1001113847	1	China Built Machines	
73		Ref	Hose Options:	
73	2752600	2	USA Built Machines	
73	1001113816	2	China Built Machines	
74		Ref	Hose Options:	
74	2753055	2	USA Built Machines	
74	1001113848	2	China Built Machines ( <b>SN B300000100 through B300000883</b> )	
74	2753055	2	China Built Machines ( <b>SN B300000884 to Present</b> )	
75		Ref	Hose Options:	
75	2752939	2	USA Built Machines	
75	1001113837	2	China Built Machines ( <b>SN B300000100 through B300000883</b> )	
75	2752939	2	China Built Machines ( <b>SN B300000884 to Present</b> )	



## SECTION 6 - HYDRAULIC

ITEM	PART NUMBER	QTY	DESCRIPTION	REV
76		Ref	Hose Options: (Note: Also Requires #69 & #68 for Complete Run Up Boom)	
76	2752579	1	USA Built Machines	
76	1001113806	1	China Built Machines (SN B300000100 through B300000883)	
76	2752579	1	China Built Machines (SN B300000884 to Present)	
77	2220654	2	Fitting, 90	
78	2220511	1	Fitting, Coupling (600AJ Only)	
79		Ref	Hose Options:	
79	2753056	1	USA Built Machines	
79	1001113849	1	China Built Machines (SN B300000100 through B300000883)	
79	2753056	1	China Built Machines (SN B300000884 to Present)	
80		Ref	Hose Options:	
80	2752991	1	USA Built Machines	
80	1001113844	1	China Built Machines (SN B300000100 through B300000883)	
80	2752991	1	China Built Machines (SN B300000884 to Present)	
81		Ref	Hose Options:	
81	2753135	1	USA Built Machines	
81	1001113853	1	China Built Machines (SN B300000100 through B300000883)	
81	2753135	1	China Built Machines (SN B300000884 to Present)	
84		Ref	Hose (600AJ Only): (Note: Also Requires #78 & #106 for Complete Run Up Boom)	
84	2753047	2	USA Built Machines	
84	1001113846	2	China Built Machines (SN B300000100 through B300000883)	
84	2753047	2	China Built Machines (SN B300000884 to Present)	
85	2220473	1	Fitting, 90 (600AJ Only)	
86		Ref	Hose Options:	
86	2752453	1	USA Built Machines	
86	1001113786	1	China Built Machines	
87		Ref	Hose Options:	
87	2752593	1	USA Built Machines	
87	1001113810	1	China Built Machines	
89		Ref	Hose Options:	
89	2752990	1	USA Built Machines	
89	1001113843	1	China Built Machines (SN B300000100 through B300000883)	
89	2752990	1	China Built Machines (SN B300000884 to Present)	
90		Ref	Hose Options:	
90	2752985	1	USA Built Machines	
90	1001113840	1	China Built Machines	
91		Ref	Hose Options:	
91	2752343	1	USA Built Machines (72in/1.83m Length)	
91	2752341	1	USA Built Machines (66in/1.68m Length)	
91	1001113902	1	China Built Machines (72in/1.83m Length) (SN B300000100 through B300000883)	
91	1001113901	1	China Built Machines (66in/1.68m Length) (SN B300000100 through B300000883)	
91	2752343	1	China Built Machines (66in/1.68m Length) (SN B300000884 to Present)	
92		Ref	Hose Options:	
92	2752343	1	USA Built Machines (72in/1.83m Length)	
92	2752341	1	USA Built Machines (66in/1.68m Length)	
92	1001113902	1	China Built Machines (72in/1.83m Length) (SN B300000100 through B300000883)	
92	1001113901	1	China Built Machines (66in/1.68m Length) (SN B300000100	

## SECTION 6 - HYDRAULIC

ITEM	PART NUMBER	QTY	DESCRIPTION	REV
92	2752341	1	<b>through B30000883)</b> China Built Machines (66in/1.68m Length) ( <b>SN B30000884 to Present</b> )	
94	2220998	2	Fitting, Straight	
95	2220603	2	Fitting, Straight	
96		Ref	Hose Options:	
96	2753046	1	Hose 600A USA Built Machines	
96	1001113845	1	Hose 600A China Built Machines ( <b>SN B30000100 through B30000883</b> )	
96	2753046	1	Hose 600A China Built Machines ( <b>SN B30000884 to Present</b> )	
96	2752650	1	Hose 600AJ USA Built Machines	
96	1001113827	1	Hose 600AJ China Built Machines ( <b>SN B30000100 through B30000883</b> )	
96	2752650	1	Hose 600AJ China Built Machines ( <b>SN B30000884 to Present</b> )	
98	2220473	1	Fitting, 90	
100	2180724	1	Fitting, Modified 90 (600AJ Only)	
101	2180380	1	Plug, Orifice.06 (600AJ Only)	
102	0100011	AR	Compound, Locking	
103	0100038	AR	Primer, Locking	
104	1703534	2	Decal, Hose Tags (Not Shown)	
105		Ref	Hose Options:	
105	2752989	2	USA Built Machines	
105	1001113842	2	China Built Machines ( <b>SN B30000100 through B30000883</b> )	
105	2752989	2	China Built Machines ( <b>SN B30000884 to Present</b> )	
106		Ref	Hose Options (600AJ Only): (Note: Also Requires #78 & #84 for Complete Run Up Boom)	
106	2752618	2	USA Built Machines	
106	1001113819	2	China Built Machines ( <b>SN B30000100 through B30000883</b> )	
106	2752618	2	China Built Machines ( <b>SN B30000884 to Present</b> )	
107		Ref	Hose Options:	
107	2752987	1	USA Built Machines	
107	1001113841	1	China Built Machines ( <b>SN B30000100 through B30000883</b> )	
107	2752987	1	China Built Machines ( <b>SN B30000884 to Present</b> )	
108	2220373	2	Fitting, Straight	
109	2220947	1	Fitting, Straight	
110	2221036	1	Fitting, O-Ring	
111		Ref	Hose Options:	
111	2752484	1	USA Built Machines	
111	1001113795	1	China Built Machines	
112	2220873	1	Fitting, Nipple (600AJ Only)	
113	2221053	1	Fitting, Tee	
115		Ref	Hose Options:	
115	2752519	1	USA Built Machines	
115	1001113803	1	China Built Machines ( <b>SN B30000100 through B30000883</b> )	
115	2752519	1	China Built Machines ( <b>SN B30000884 to Present</b> )	
118	1001104423	3	Fitting, Adapter	
119	2220507	4	Fitting, 90 Adapter	
120		Ref	Fitting Options:	
120	2220582	1	Fitting, Straight (USA Built Machines) ( <b>SN 0300087000 through 0300161244</b> )	
120	2220582	1	Fitting, Straight (China Built Machines) ( <b>SN B30000100 through B30000628</b> )	

## SECTION 6 - HYDRAULIC

ITEM	PART NUMBER	QTY	DESCRIPTION	REV
120	2220472	1	Fitting, 90 (USA Built Machines) (SN 0300161245 through 0300177361)	
120	2220472	1	Fitting, 90 (China Built Machines) (SN B300000629 to Present)	



3121206



An Oshkosh Corporation Company

**Corporate Office**  
**JLG Industries, Inc.**  
**1 JLG Drive**  
**McConnellsburg, PA 17233-9533 USA**  
☎ **(717) 485-5161 (Corporate)**  
☎ **(877) 554-5438 (Customer Support)**  
📠 **(717) 485-6417**

**Visit our website for JLG Worldwide Locations.**  
**[www.jlg.com](http://www.jlg.com)**